

Annual Listing of Federally Obligated Projects

Federal Fiscal Year 2022 (October 1, 2021– September 30, 2022)



METROPOLITAN TRANSPORTATION COMMISSION

(Cover photos: (Top left) WETA: Richmond Ferry terminal; (Top right) SFCTA: Embarcadero Bike/Ped Quick Build; (Bottom) SFMTA: Central Subway Yerba Buena/Moscone Station



**METROPOLITAN
TRANSPORTATION
COMMISSION**

Bay Area Metro Center
375 Beale Street, Suite 800
San Francisco, CA 94105
415.778.6700
www.mtc.ca.gov

December 15, 2022

Alfredo Pedroza, Chair
Napa County and Cities

Nick Josefowitz, Vice Chair
San Francisco Mayor's Appointee

Margaret Abe-Koga
Cities of Santa Clara County

Eddie Abn
San Francisco Bay Conservation
and Development Commission

David Canepa
San Mateo County

Cindy Chavez
Santa Clara County

Damon Connolly
Marin County and Cities

Carol Dutra-Vernaci
Cities of Alameda County

Dina El-Tawansy
California State
Transportation Agency

Victoria Fleming
Sonoma County and Cities

Dorene M. Giacomini
U.S. Department of Transportation

Federal D. Glover
Contra Costa County

Sam Liccardo
San Jose Mayor's Appointee

Nate Miley
Alameda County

Gina Papan
Cities of San Mateo County

David Rabbitt
Association of Bay Area Governments

Hillary Ronen
City and County of San Francisco

Libby Schaaf
Oakland Mayor's Appointee

James P. Spering
Solano County and Cities

Amy R. Worth
Cities of Contra Costa County

Vacant
U.S. Department of Housing
and Urban Development

Therese W. McMillan
Executive Director

Alix Bockelman
Deputy Executive Director, Policy

Andrew B. Fremier
Deputy Executive Director, Operations

Brad Paul
Deputy Executive Director,
Local Government Services

TO: Federal Highway Administration, Federal Transit Administration, Caltrans, Interested Agencies, Organizations and Individuals

RE: Annual Listing of Federally Obligated Projects for Federal Fiscal Year 2021-22

The Metropolitan Transportation Commission (MTC), as the Metropolitan Planning Organization (MPO) for the nine county San Francisco Bay Area, is required to publish a listing of projects using federal funds obligated in the previous federal fiscal year (Title 23 CFR 450.334). The Annual Listing of Federally Obligated Projects ("Annual Listing") provides a record of project delivery, promotes awareness of federal spending on transportation projects, and encourages cooperation between the state department of transportation (Caltrans), public transit operators, and MTC.

The Annual Listing includes explanatory text, as well as summary listings by categories such as mode, system, and fund source. Additionally, the Annual Listing includes a glossary of the commonly used abbreviations and acronyms to help the public better understand the listing.

This report was developed using data sourced from both Caltrans and MTC, and distributed to the Bay Area Partnership Working Groups and stakeholders for review and comment. For the last federal fiscal year (October 1, 2021 through September 30, 2022), the region obligated approximately \$1.3 billion in federal transportation funds. The Annual Listing has two sub-listings: road and highway projects, and transit projects. Information for the road and highway project listing includes obligation of funds such as the Surface Transportation Block Grant Program (STP) and STP Transportation Alternatives set-aside, the Congestion Mitigation and Air Quality Improvement (CMAQ) Program, and miscellaneous federal earmarks. The sources of this information are Caltrans and MTC. The second table, for transit, includes obligation of fund sources such as Federal Transit Administration Sections 5307, 5309, 5337 and 5339, and the source is MTC.

The enclosed document is available through the Internet at the [MTC website](http://www.mtc.ca.gov):
<http://www.mtc.ca.gov/our-work/fund-invest/federal-funding/project-delivery>

Annual Listing of Federally Obligated Projects, FFY 2021-22

December 15, 2022


Page 2

If you have any questions regarding the Annual Listing, please contact Kenneth Kao of MTC's Funding Policy and Programs Section by phone at (415) 778-6768 or by e-mail at:

kkao@bayareametro.gov.

Thank you for your interest in the FFY 2021-22 Annual Listing of Federally Obligated Projects.

Sincerely,



Kenneth Kao

Assistant Director, Funding Policy and Programs

KK:js

J:\PROJECT\Funding\T5-FAST\Annual Listing\FY 2021-22 Annual Listing\Annual Listing_Public Release Letter_FFY21-22_Accessible.docx

Attachment: FFY2021-22 Annual Listing of Federally Obligated Projects

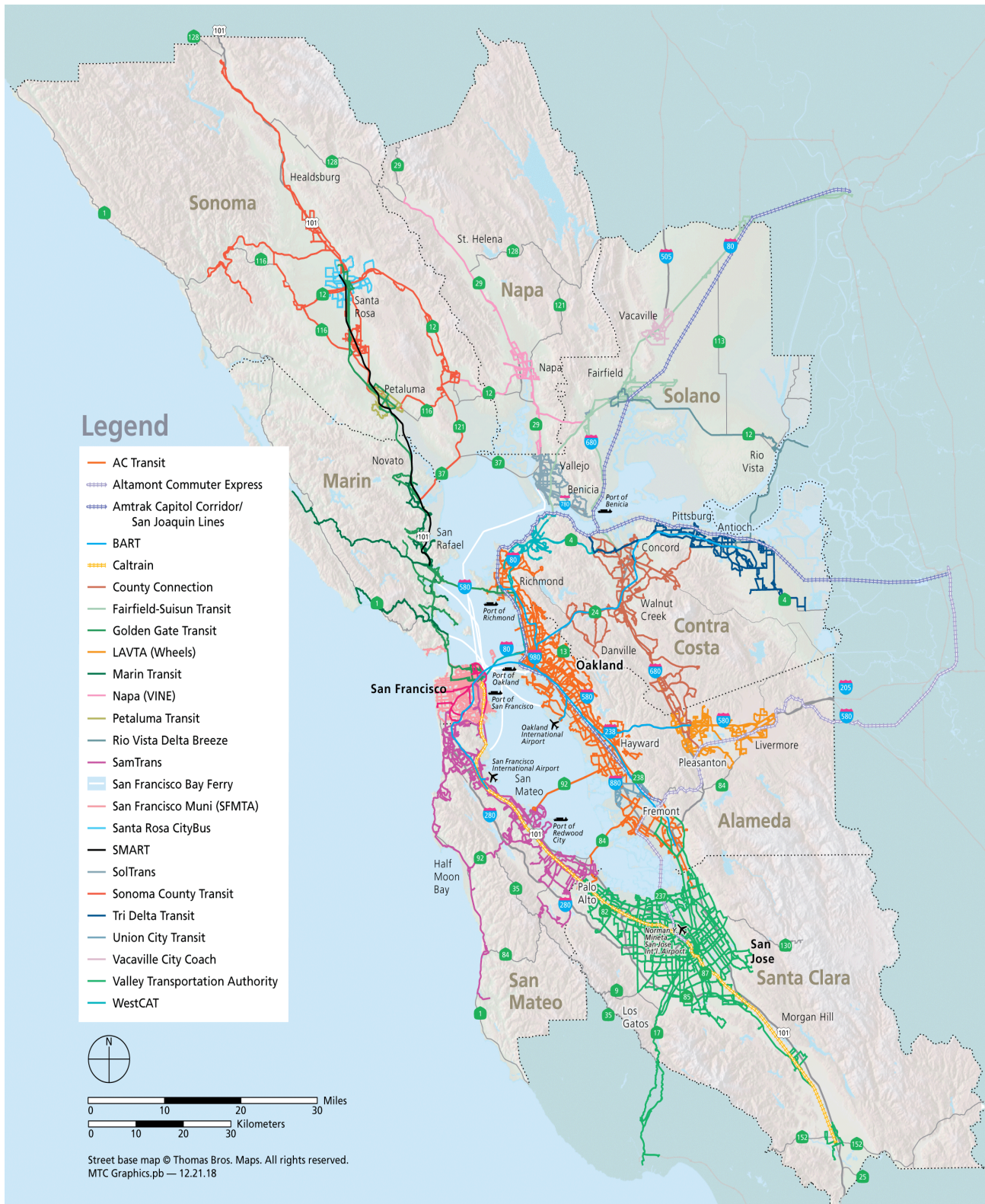
Table of Contents

Nine-County San Francisco Bay Area Transportation Network	2
About this Document	3
Annual Obligated Project Listing Summary	5
Chart A-1: MTC-Region Federal Obligations, FFY 2021-22	5
Chart A-2: MTC-Region Federal Obligations by County, FFY 2021-22	6
Chart A-3: MTC-Region Federal Obligations by System, FFY 2021-22	7
Chart A-4: MTC-Region Federal Obligations by Purpose, FFY 2021-22	8
Chart A-5: MTC-Region Federal Obligations by Mode, FFY 2021-22	9
Annual Obligated Projects Listing Explanation	10
The Use of Toll Credits (TC)	11
Listing of Commonly Used Abbreviations.....	12
Further Information	15
Project Listings of Federally Obligated Projects, FFY 2021-22.....	16
Table 1: FHWA and State-Managed Obligations, FFY 2021-22.....	i
Table 2: Federal Transit Administration Obligations, FFY 2021-22.....	ii



(Top left) AC Transit: Zero Emission Bus and ADA accessibility; (Top right) Contra Costa: 680 HOV lane

Nine-County San Francisco Bay Area Transportation Network



About this Document

The Metropolitan Transportation Commission, as the Metropolitan Planning Organization (MPO) for the nine-county San Francisco Bay Area, is required by Title 23 CFR 450.334 to publish a listing of projects that obligated federal transportation funds in the previous federal fiscal year.

The purpose of this document is to provide a record of project delivery, increase public awareness of government spending on transportation projects, and demonstrate continued coordination between the various agencies responsible for implementing the projects programmed in the region's Transportation Improvement Program, or TIP, including MTC, the California Department of Transportation (Caltrans), the nine Bay Area County Transportation Agencies (CTAs), and the various regional public transportation operators.

Obligation

- The term obligation means that a project sponsor has received federal authorization to begin work on a phase of a project and a commitment from the federal government to reimburse the project sponsor for eligible expenses.
- A project that has obligated funds during the year was not necessarily completed or initiated during the year.
- The amount of funds obligated on a project in this federal fiscal year is not necessarily representative of the total funds programmed this federal fiscal year.

This document is available for download on the MTC website at <https://mtc.ca.gov/funding/federal-funding/project-delivery>.

About the Metropolitan Transportation Commission

Created by the state Legislature in 1970 (California Government Code § 66500 *et seq.*), the Metropolitan Transportation Commission (MTC) is the transportation planning, coordinating and financing agency for the nine-county San Francisco Bay Area. The Commission's work is guided by a 21-member policy board.

Federal Framework

Over the years, state and federal laws have given MTC an increasingly important role in financing Bay Area transportation improvements. At the federal level, MTC became the designated recipient of FTA Formula Funds in 1975 and with the passage of the Intermodal Surface Transportation Efficiency Act (ISTEA) of 1991, Metropolitan Planning Organizations (MPOs) like MTC have been responsible for selecting the mix of transportation projects best suited to meet their region's needs.

- **Fixing America's Surface Transportation (FAST) Act and Infrastructure Investment and Jobs Act (IIJA):** Congress continues to reaffirm the MPOs' role in transportation financing with the passage of recent federal transportation authorizations, the FAST Act (2015) and IIJA (2021).

This annual obligation listing report covers the first year of IIJA through Federal Fiscal Year (FFY) 2021-22 (October 1, 2021 – September 30, 2022).

Regional Transportation Plan: Plan Bay Area

MTC is responsible for adopting the Bay Area's Regional Transportation Plan and Sustainable Communities Strategy (RTP/SCS). The current RTP/SCS, known as *Plan Bay Area 2050*, was adopted by the Commission on October 21, 2021.

The plan establishes the long-range goals for the region, and identifies a set of investments and strategies to implement them. Updated every four years to reflect new planning priorities and changing projections of growth and travel demand, the long-range plan must be based on a realistic forecast of future revenues. Taken as a whole, the projects included must also help improve regional air quality. *Plan Bay Area 2050* can be found at the MTC website at <http://www.planbayarea.org>.

Federal Funding in *Plan Bay Area 2050*

A variety of sources of funding are required to fund the set of investments included in the plan. Over the 30-year period of *Plan Bay Area 2050* (2020-2050), federal funds represent approximately \$51 billion, or 9% of the revenues for Bay Area's planned \$591 billion investment package.

As a reminder, this obligation report is limited to federal funds and does not include all revenues that have been expended on transportation in a given year.

Transportation Improvement Program

With the long-range plan in place, the Transportation Improvement Program, or TIP, serves as a short range programming document for the projects to be undertaken in the next few years. The TIP sets forth the region's investment priorities for transit and transit-related improvements, highways and roadways, bicycle and pedestrian, and other surface transportation improvements in the nine-county San Francisco Bay Area. Only projects consistent with the regional transportation plan's financially-constrained list may be placed in the TIP for federal funding. In addition, in order for a project to obligate federal funds, the project's funding must be included in the TIP.

Projects in the TIP

The TIP is a comprehensive listing of all Bay Area transportation projects that receive federal funds, are regionally significant, or are subject to a federally-required action such as a review for impacts on air quality.

MTC's TIP for the San Francisco Bay Area can be found online at:

<https://mtc.ca.gov/funding/transportation-improvement-program-tip>.

By law, the TIP must be adopted at least once every four years, cover at least a four-year period, and contain a priority list of projects grouped by year. Further, the TIP must be financially constrained by year (meaning that the amount of dollars programmed must not exceed the amount of dollars estimated to be available). Federal regulations also require an opportunity for public comment prior to TIP approval.

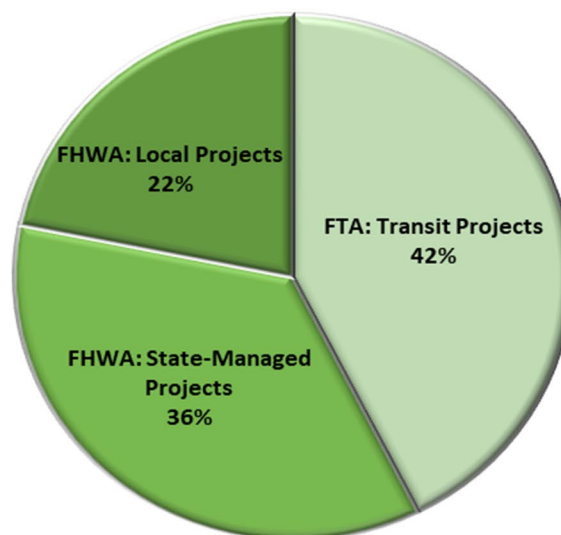
The 2021 TIP, which covers federal fiscal years 2020-21 through 2023-24, was approved by the Federal Highway Administration and Federal Transit Administration on April 16, 2021.

Annual Obligated Project Listing Summary

This annual listing shows that approximately \$1,302 million of federal funds were obligated in the MTC region in FFY 2021-22, less than the \$2,054 million obligated in FFY2020-21. Of the \$1,302 million obligated, roughly (43%), or \$554 million, was obligated by the Federal Transit Administration (FTA) for transit projects. The remaining portion of funds (57%) were obligated by the Federal Highway Administration (FHWA) for highway, local road, bicycle and pedestrian facilities, and air quality improvement projects. Of the \$1,302 million obligated, local agencies obligated 22% for local projects on and off the state highway system, and the California Department of Transportation (State-Managed) obligated 36% for state highway related projects. This year's funding includes obligations of funding from the Coronavirus Response and Relief Supplemental (CRRSSA) Act of 2021 (*see Page 11 for more information*).

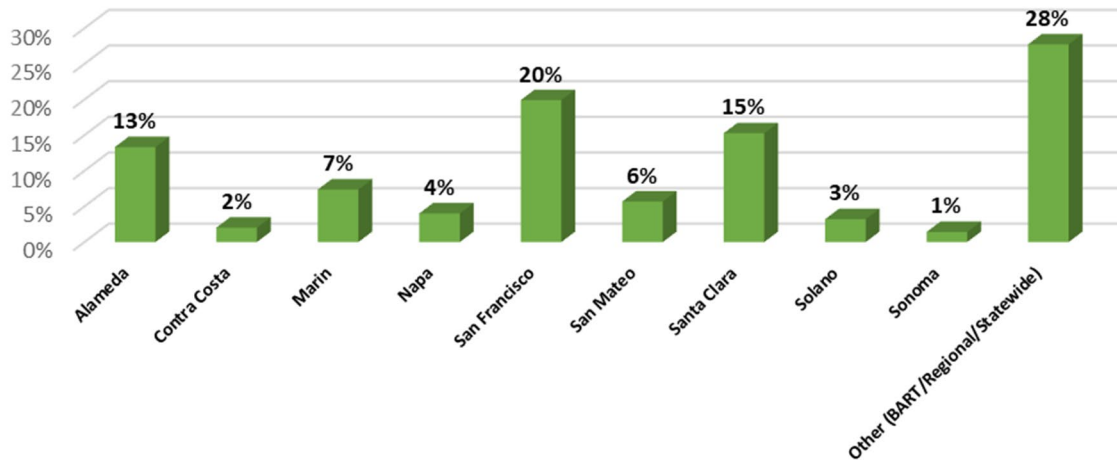
Chart A-1 illustrates the breakdown of obligations by obligating agency, rounded to the nearest million.

A-1 MTC-Region Federal Obligations, FFY 2021-22



Obligating Agency	Total Obligations*	Percent of Total*
Federal Transit Administration: Transit	\$554 million	42%
Federal Highway Administration: Local Projects	\$284 million	22%
Federal Highway Administration: State-Managed	\$465 million	36%
Total	\$1,302 million	100%

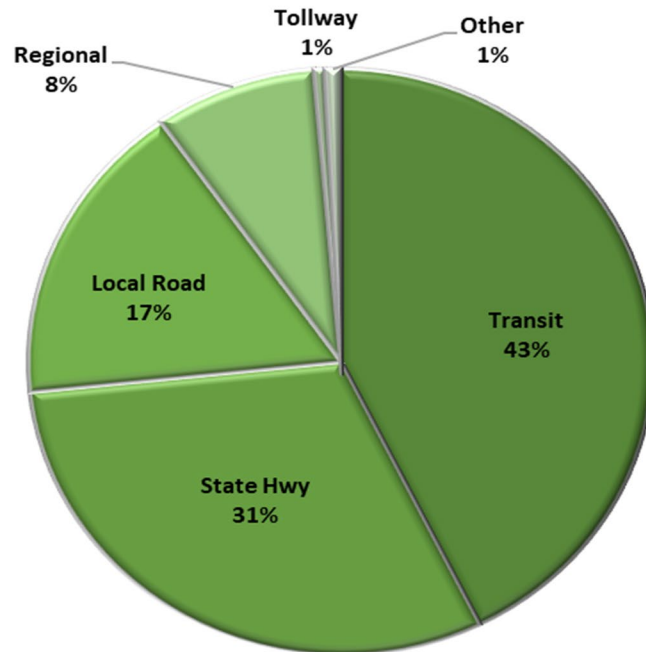
*Totals are approximate and may not add up correctly due to rounding

A-2 MTC-Region Federal Obligations by County, FFY2021-22

County	Total Obligations*	Percent of Total*
Alameda	\$174 million	13%
Contra Costa	\$26 million	2%
Marin	\$96 million	7%
Napa	\$52 million	4%
San Francisco	\$259 million	20%
San Mateo	\$74 million	6%
Santa Clara	\$199 million	15%
Solano	\$42 million	3%
Sonoma	\$19 million	1%
Other (Multi-County/BART/Caltrain/GGBHTD/MTC/WETA)	\$361 million	28%
Total	\$1,302 million	100%

*Totals are approximate and may not add up correctly due to rounding

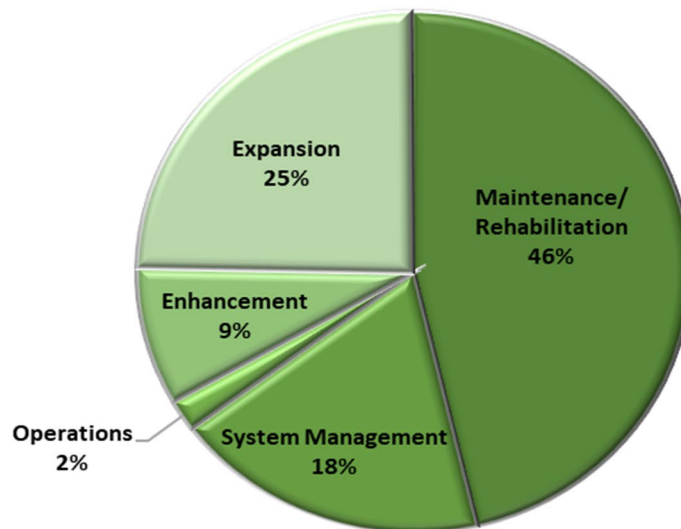
Chart A-2 above shows all federal obligations, FHWA and FTA combined, in the MTC region, broken down by county and rounded to the nearest million. The Other category, which includes Multi-County/BART/Caltrain/GGBHTD/MTC/WETA projects, obligated the largest amount of federal funding (FHWA/ FTA) in FFY2021-22 with 28% of all federal funds, with the majority from BART awarded through the FTA. Multi-County/BART/Caltrain project funds serve multiple counties.

A-3 MTC-Region Federal Obligations by System, FFY 2021-22

System	Total Obligations*	Percent of Total*
Transit	\$556 million	43%
State Highway	\$400 million	31%
Local Road	\$220 million	17%
Regional	\$109 million	8%
Tollway	\$7 million	1%
Other (Planning/Outreach/Operations/Public Land/Port)	\$10 million	1%
Total	\$1,302 million	100%

*Totals are approximate and may not add up correctly due to rounding

Chart A-3 above shows all federal obligations in the MTC region, broken down by system and rounded to the nearest million. To assist with the region's transportation needs, projects included in the TIP are classified by one of the following systems: Transit, State Highway, Local Road, Regional, Tollway, Public Land/Trail, and Port/Freight-Rail. Transit projects obligated the most federal funds for FFY2021-22 at 43%, or \$556 million of all federal obligations. State Highway projects received 31%, Local Road projects received 17%, regional projects received 8%, Tollway received 1%, and Other received 1% of the total obligations.

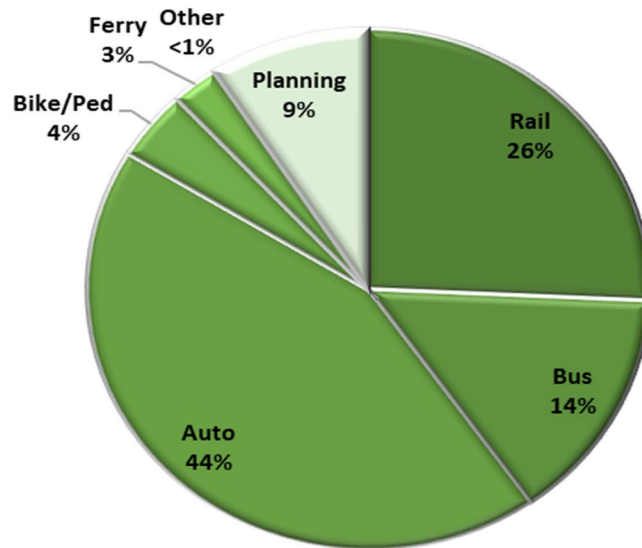
A-4 MTC-Region Federal Obligations by Purpose, FFY 2021-22

Purpose	Total Obligations*	Percent of Total*
Maintenance/ Rehabilitation	\$603 million	46%
Expansion	\$320 million	25%
System Management	\$241 million	18%
Enhancement	\$112 million	9%
Operations	\$26 million	2%
Total	\$1,302 million	100%

*Totals are approximate and may not add up correctly due to rounding

Chart A-4 above illustrates all obligations in the MTC region, broken down by project purpose and rounded to the nearest million. Projects are associated with a purpose to assist in identifying infrastructure needs as a whole and funding eligibility.

In FFY2021-22 approximately 46% of all federal investments were used to support the region's maintenance/rehabilitation projects. The remainder of obligations applied to expansion, system management, enhancement, and operation projects.

A-5: MTC-Region Federal Obligations by Mode, FFY 2021-22

Mode	Total Obligations*	Percent of Total*
Auto	\$568 million	44%
Rail	\$335 million	26%
Bus	\$188 million	14%
Planning	\$120 million	9%
Bike/Ped	\$57 million	4%
Ferry	\$34 million	3%
Other	\$0.1 million	<1%
Total	\$1,302 million	100%

*Totals are approximate and may not add up correctly due to rounding

Chart A-5 illustrates all obligations in the MTC region, broken down by mode and rounded to nearest million. The modes tracked are Auto, Rail, Bus, Planning, Bike/Pedestrian, Ferry, & Other. In FFY 2021-22, funds benefitting primarily Auto projects received the most obligations at approximately 44%, or \$568 million, of all obligations. Rail projects received \$335 million of all investments, with the remainder of investments focused on bus, planning, bike/pedestrian, ferry, other needs.

Annual Obligated Projects Listing Explanation

There are two tables included in the listing at the end of this report:

- Table 1: FHWA State and Locally-Managed Projects obligated, sorted by County, Implementing Agency, TIP ID/EA Number and Obligation Date. This list includes projects from fund sources such as Surface Transportation Block Grant Program (STP), Congestion Mitigation Air Quality Improvement Program (CMAQ), and Federal High-Priority earmarks. State-managed projects include funds obligated by Caltrans for work on the state highway system and include fund sources such as Emergency Relief (ER), National Highway Performance Program (NHPP), and Highway Safety Improvement Program (HSIP) funds.

Surface Transportation Block Grant Program Flexible (STP+), Congestion Mitigation Air Quality Improvement Program Flexible (CMAQ+) transferred by FHWA, but not yet awarded in an FTA grant are also listed on this table.

- Table 2: FTA Transit obligations, sorted by County, TIP ID, Transit operator, Project Name, Grant number, Program and Grant Date.

The columns in the listing include:

- TIP ID, the identification code for the project in MTC's TIP. State-Managed (Caltrans) projects do not have this field available and are noted by a "N/A" or a Caltrans Expenditure Authorization (EA) ID in that field.
- Project Title and Description
- Fund Source, indicating the obligated fund source
- Federal Project Number (FPN), indicating the federal project identification code (for FTA obligations, this is the grant number)
- Total Obligation Amount, rounded to the nearest dollar. Negative numbers indicate a de-obligation, where the federal funding commitment is no longer needed for the project either due to not meeting federal deadlines or due to project closeout. For additional information, please contact Caltrans or the project sponsor.
- Obligation Date, indicating the date FHWA or FTA obligated the funds
- Future Funding (by TIP ID), the amount programmed in the current TIP, rounded to the nearest dollar;
 - These amounts were current in the 2021 TIP as of November 30, 2022.
 - Please note that if there are multiple obligations for each TIP ID, the future funding amount will be apportioned accordingly between obligations as it is listed by TIP ID.

Caltrans may have additional information regarding the obligations they manage. Many of the funds Caltrans obligates for the State Highway System are programmed in the TIP and obligated at the beginning of the year as a lump sum.

The Use of Toll Credits (TC)

Federal-aid highway projects typically require the project sponsors to provide a certain amount of non-federal funds as match to the federal funds. For example, STP-funded projects require a minimum of 11.47% of non-federal match funds. Through the use of toll credits, the non-federal share match requirement can be met by applying an equal amount of toll credit and therefore allow a project to be funded with up to 100% federal funds for federally participating costs.

The amount of credit a state can earn is determined by the amount of toll revenue used for capital expenditures to build or improve public highway facilities. Once a credit amount is appropriately established, this credit will remain available until used by the state. The state is required to track the use of toll credit on a project-by-project basis and report such use to FHWA on a regular basis.

Coronavirus Response and Relief Supplemental Appropriations Act of 2021 (CRRSAA)

California received about \$912 million in Federal Coronavirus Response and Relief Supplemental Appropriations Act of 2021 (CRRSAA). CRRSAA may be used for a broad range of surface transportation purposes generally allowed for Surface Transportation Block Grant Program (STP) funds, as well as additional uses such as personnel. In Spring 2021, California split the funding into a 60% split for the state, for SHOPP-type projects, and 40% split for the regional agencies. The regional agency split is further divided into two programs: half distributed via the State Transportation Improvement Program (STIP) administered by the California Transportation Commission, and half distributed via the STP formula administered by Caltrans. The Bay Area received roughly \$65 million in total between the two programs. These obligations are generally captured as STP funds in Table 1.

Listing of Commonly-Used Abbreviations

Below is a listing of commonly-used abbreviations in this document and their meanings.

Abbreviation	Meaning
ALA	Alameda
AC	Advance Construction
AC Transit	Alameda-Contra Costa Transit District
ACTC	Alameda County Transportation Commission
ADA	Americans with Disabilities Act
ARRA	American Recovery and Reinvestment Act
ATP-REG	Active Transportation Program – Regional Program
ATP-ST	Active Transportation Program – State Program
AVL	Automatic Vehicle Locator
BAAQMD	Bay Area Air Quality Management District
BART	Bay Area Rapid Transit District
BR	Bridge
BRT	Bus Rapid Transit
Caltrain/JPB	Caltrain/Peninsula Joint Powers Board
Caltrans	California Department of Transportation
CARES Act	Coronavirus Aid, Relief, and Economic Security (CARES) Act
CC	Contra Costa
CCAG	City/County Association of Governments (of San Mateo County)
CCCTA	Central Contra Costa Transit Authority
CCTA	Contra Costa Transportation Authority
CCTV	Closed-Circuit Television
C.F.R.	Code of Federal Regulations
CHP	California Highway Patrol
CMA	Congestion Management Agency
CMAQ	Congestion Mitigation and Air Quality Improvement
CO	County
CON	Construction
DPW	Department of Public Works
E/B	Eastbound
E/O	East of
EA	Expenditure Authorization
EBRPD	East Bay Regional Parks District
ECCTA	Eastern Contra Costa Transit Authority
ENV	Environmental
ER	Emergency Relief (or Response)
FBP	Ferry Boat Program
FFY	Federal Fiscal Year
FHWA	Federal Highway Administration
FTA	Federal Transit Administration
FTA 5307	Federal Transit Administration section 5307 Urbanized Area
FTA 5307 TCP	Federal Transit Administration section 5307 Transit Capital Priorities

Abbreviation	Meaning
FTA 5309 FG	Federal Transit Administration section 5309 Fixed Guideways
FTA Ear 5309 Bus	Federal Transit Administration section 5309 Earmark – Bus
FTA Ear 5309 NS	Federal Transit Administration section 5309 Earmark – New Starts
FTA 5308 CF	Federal Transit Administration section 5308 Clean Fuel
FTA 5317 NF	Federal Transit Administration section 5317 New Freedom
FTA 5320 TIPP	Federal Transit Administration section 5320 Transit in Parks Program
FTA 5337 HIM	Federal Transit Administration section 5337 High Intensity Motorbus
FTA 5337 SGR	Federal Transit Administration section 5337 State of Good Repair
FTA 5339 Bus	Federal Transit Administration section 5339 Bus
FY	Fiscal Year
GGBHTD	Golden Gate Bridge, Highway, and Transportation District
HBP	Highway Bridge Program
HE	Hazard Elimination
HOT	High Occupancy – Toll
HOV	High Occupancy Vehicle
HPP	High Priority Program
HRRR, HR3	High Risk Rural Roads
HSIP	Highway Safety Improvement Program
I/C	Interchange
I/S	Intersection
IBRC	Innovative Bridge Research and Construction
IIP	Infrastructure Investment Program
IM	Interstate Maintenance
ISTEA	Intermodal Surface Transportation Efficiency Act
ITS	Intelligent Transportation Systems
JARC	Job Access and Reverse Commute
LAVTA	Livermore Amador Valley Transit Authority
LRT	Light Rail Transit
LTAP	Local Technical Assistance Plan
MAP-21	Moving Ahead for Progress in the 21st Century
MCTD	Marin County Transit District
MPO	Metropolitan Planning Organization
MPM	Mile Post Marker
MTC	Metropolitan Transportation Commission
N/B	Northbound
N/O	North of
NCTPA	Napa County Transportation Planning Agency
NII	National Infrastructure Investment
NHS	National Highway System
NHPP	National Highway Performance Program
NWPRR	Northwestern Pacific Railroad
NVTA	Napa Valley Transportation Authority
OA	Obligation Authority
OC, O/C	Overcrossing

Abbreviation	Meaning
PBA	<i>Plan Bay Area 2040</i>
PCC	Portland Cement Concrete
PE	Preliminary Engineering
PLH	Public Land Highway
PM	Postmile
PNRS	Projects of National or Regional Significance
PPM	Planning, Programming, and Monitoring
PS&E	Plans, Specifications, and Estimates
PTAP	Pavement Technical Assistance Program
RBP	Regional Bicycle/Pedestrian
ROW, R/W, RW	Right of Way
RTP	Regional Transportation Plan
RTPA	Regional Transportation Planning Agency
S/B	Southbound
S/O	South of
SAFETEA	Safe, Accountable, Flexible, Efficient Transportation Equity Act
SamTrans	San Mateo County Transit District
SC, SCL	Santa Clara
SCTA	Sonoma County Transportation Authority
SF	San Francisco
SFMTA	San Francisco Municipal Transportation Agency
SFCTA	San Francisco County Transportation Authority
SGR	State of Good Repair
SHOPP	State Highway Operations and Protection Program
SM	San Mateo
SR	State Route
SRTS, SR2S	Safe Routes to Schools
STA	Solano Transportation Authority
STIP	State Transportation Improvement Program
STP	Surface Transportation Block Grant Program
T-2035	Transportation 2035 (MTC's 2009 RTP)
TA	Transit Authority/ Transportation Authority
TAM	Transportation Authority of Marin
TAP	Transportation Alternative Program
TBJPB	Transbay Joint Powers Board
TC	Toll Credits
TCA	Transit Capital Assistance
TCP	Transit Capital Priorities
TD	Transit District
TE	Transportation Enhancements
TEA	Transportation Enhancement Activities
TETAP	Traffic Engineering Technical Assistance Program

Abbreviation	Meaning
TIP	Transportation Improvement Program
TIGERII	Transportation Investment Generating Economic Recovery Cycle 2
TMC	Traffic Management Center
TMP	Traffic Management Plan
TOS	Traffic Operations System
UA, UZA	Urbanized Area
UC, U/C	Undercrossing
VPP	Value Pricing Parking
VTA	Santa Clara Valley Transportation Authority
W/B	Westbound
W/O	West of
WestCAT	Western Contra Costa Transit Authority
WETA	Water Emergency Transportation Authority
ZEB	Zero-Emissions Bus

Further Information

For additional information regarding specific projects contained within this report, please contact the project sponsor.

For additional information about this report or federal programming and obligations in general, please visit our website at:

<http://www.mtc.ca.gov>

Or, you may contact the following staff persons at Funding Policy and Programs section:

Name	Title	Phone	E-Mail
John Saelee	Program Analyst	(415) 778-6711	jsaelee@bayareametro.g
Mallory Atkinson	Principal	(415) 778-6793	matkinson@bayareametr
Kenneth Kao	Assistant Director	(415) 778-6768	kkao@bayareametro.gov

PROJECT LISTINGS OF FEDERALLY OBLIGATED PROJECTS, FFY 2021-22

Table 1: FHWA and State-Managed Obligations, FFY 2021-22

Table 2: Federal Transit Administration Obligations, FFY 2021-22

[TABLE 1: FHWA AND STATE-MANAGED OBLIGATIONS, FFY2021-22]

County	TIP ID/EA	Agency	Project Name	Program	FPN	Obligation Date	Obligation Amount	Funds in TIP Later than 2022
Alameda	ALA110033	ACTC	Alameda County Safe Routes to School	STP	STPCMLNI-6480013	2/10/2022	\$1,500,000.00	\$0
Alameda	ALA150007	Alameda	Cross Alameda Trail (includes SRTS component)	ATP-FED	ATPL-5014043	10/21/2021	(\$1,128.66)	\$0
Alameda	ALA170049	Alameda	Central Avenue Safety Improvements	ATP-FED	ATPL-5014047	2/24/2022	\$300,000.00	\$0
Alameda	ALA190019	Alameda County	Alameda County Complete Street Improvements	STP	ATPL-5933143	7/25/2022	\$2,000,000.00	\$25,146,000
Alameda	VAR170002	Alameda County	Tesla Rd between Eagles Run Rd and Mclaughlin Rd. Guardrail Upgrades at 13 Locations Along Tesla Rd.	HSIP	HSIPL-5933155	2/24/2022	\$384,300.00	\$32,683,314
Alameda	VAR170002	Alameda County	Fairmont Drive Guardrails H8-04-003	HSIP	HSIPL-5933142	5/6/2022	(\$93,488.13)	\$32,683,314
Alameda	VAR170002	Alameda County	Palomares Road Safety Pullout H8-04-002	HSIP	HSIPL-5933141	6/28/2022	(\$128,525.08)	\$32,683,314
Alameda	ALA130035	Berkeley	Bay Trail Shoreline Access Staging Area	STP	STPL-5057042	10/21/2021	(\$39,256.11)	\$0
Alameda	0023000005L	Caltrans	University of California, Berkeley Cooperative Training Assistance Program, CTAP	Other-Federal	CTAP-6200042	7/26/2022	\$150,287.60	\$0
Alameda	ALA050059	Caltrans	Rte.13 Landscaping	STP	STPL-6204063	12/21/2021	\$94,966.38	\$0
Alameda	REG090003	Caltrans	Freeway Performance Initiative (FPI)	CMAQ	CML-6204124	6/22/2022	(\$58,100.00)	\$51,988,202
Alameda	ALA170062	Dublin	Dublin Blvd Rehabilitation	STP	STPL-5432021	2/24/2022	\$661,000.00	\$0
Alameda	ALA130025	Fremont	Fremont City Center Multi-Modal Improvements	STP	STPL-5322055	4/4/2022	(\$32,488.30)	\$0
Alameda	ALA170069	Fremont	City of Fremont Pavement Rehabilitation	STP	STPL-5322059	4/4/2022	(\$0.08)	\$0
Alameda	ALA210014	Fremont	Fremont Blvd/Walnut Ave Protected Intersection	STP	STPL-5322061	7/25/2022	\$1,271,000.00	\$0
Alameda	ALA210015	Fremont	Fremont Blvd-Grimmer Blvd Protected Intersection	STP	STPL-5322063	7/25/2022	\$1,415,000.00	\$0
Alameda	ALA130014	Oakland	7th Street West Oakland Transit Village, Phase II	STP	STPL-5012134	5/5/2022	(\$0.02)	\$0
Alameda	ALA130024	Oakland	Lakeside Complete Streets and Road Diet	STP	STPL-5012123	10/21/2021	(\$0.02)	\$0
Alameda	ALA130024	Oakland	Lakeside Complete Streets and Road Diet	CMAQ	STPL-5012123	10/21/2021	(\$0.07)	\$0

[TABLE 1: FHWA AND STATE-MANAGED OBLIGATIONS, FFY2021-22]

County	TIP ID/EA	Agency	Project Name	Program	FPN	Obligation Date	Obligation Amount	Funds in TIP Later than 2022
Alameda	ALA170043	Oakland	Oakland - 14th Street Safe Routes in the City	ATP-FED	ATPL-5012154	9/20/2022	\$9,343,000.00	\$0
Alameda	ALA170043	Oakland	Oakland - 14th Street Safe Routes in the City	STP	ATPL-5012154	9/20/2022	\$1,000,000.00	\$0
Alameda	ALA170053	Oakland	Oakland 35th Ave Bike/Ped Improvements H8-04-015	HSIP	HSIPL-5012150	5/5/2022	(\$25,600.60)	\$0
Alameda	ALA170064	Oakland	Oakland Various Streets Improvements	STP	STPL-5012157	3/14/2022	\$4,895,000.00	\$0
Alameda	VAR170002	Oakland	Bancroft Ave H8-04-013	HSIP	HSIPL-5012147	10/21/2021	\$338,126.00	\$32,683,314
Alameda	VAR170002	Oakland	Oakland Fruitvale Ave Bike/Ped Imprvmnts H8-04-014	HSIP	HSIPL-5012149	10/21/2021	(\$166,964.00)	\$32,683,314
Alameda	VAR170002	Oakland	Foothill Blvd & MacArthur Blvd Pedestrian Safety	HSIP	HSIPL-5012159	12/8/2021	\$906,930.00	\$32,683,314
Alameda	VAR170012	Oakland	Leimert Blvd. Bridge over Sausal Creek. Br. #33C0215 Seismic Retrofit.	HBP	STPLZ-5012124	6/28/2022	\$3,753,672.00	\$527,709,961
Alameda	ALA170070	Pleasanton	Pavement Rehabilitation Hacienda Business Park	STP	STPL-5101031	4/25/2022	(\$0.02)	\$0
Alameda	VAR170012	Pleasanton	City of Pleasanton: 5 Bridges, 33C0454, 33C0099, 33C0453, 33C0461, and 33C0462. Bridge Preventive Maintenance Project	HBP	BPMP-5101029	3/4/2022	\$1,143,383.00	\$527,709,961
Alameda	VAR170002	San Leandro	The Intersection of Wicks Blvd and Manor Blvd. Install SB and NB Left-Turn Signals; Upgrade Signal Heads and Signal Equipment; Install Video Detection for Cars and Bikes and Advance Detection.	HSIP	HSIPL-5041049	7/28/2022	\$322,550.00	\$32,683,314
Alameda	0015150311L	State-Managed	City of Oakland @ 29th Ave & UPRR Xing Grade Crossing Hazard Elimination, with Toll Credits (TC)	Other-Federal	STPLR-7500226	12/6/2021	\$743,035.00	\$0
Alameda	0417000285S	State-Managed	On SR: 13. in Alameda County, in Oakland, at 0.3 Mile north of Broadway Terrace Replace Culvert, Backfill Sinkhole	ER	ER-31ST001	4/21/2022	(\$43,558.40)	\$0
Alameda	0417000349S	State-Managed	On SR: 84. In Alameda County, near Fremont, at 0.5 to 0.8 Mile west of Ruby Hills Dr Construct RSP, Erosion Control, Repair PCC Drainage Ditch.	ER	ER-31T8001	5/23/2022	(\$5,630.34)	\$0
Alameda	0417000364S	State-Managed	In Alameda County, in Oakland, from Oak Knoll Blvd to Seminary Ave. Reconstruct Embankment.	ER	ER-31TB001	6/1/2022	\$207,756.09	\$0
Alameda	0418000452L	State-Managed	Crow Canyon Road MM 6.08 & 6.21. Unincorporated Alameda County. Construction	ER	ER-32L0520	2/10/2022	\$1,867,450.37	\$0
Alameda	04190272/9S	State-Managed	I-880 / Adeline St - Distribution Structure Permanent Replacement Project	ER	ER-1510002	6/13/2022	(\$1,270.13)	\$0
Alameda	041A0404S	State-Managed	In Alameda County on I-80 at PM 5.5 Access Improve @ Bike & Ped Facilities	STP	STPE-0801111	8/10/2022	\$43,997.77	\$0
Alameda	044S6804S	State-Managed	On SR: 80. San Francisco Co. on I-80 at PM 8.5 Rehab Eyebeam Connector (TC)	IM	BRIM-0801109	9/22/2022	\$1,087,192.20	\$0

[TABLE 1: FHWA AND STATE-MANAGED OBLIGATIONS, FFY2021-22]

County	TIP ID/EA	Agency	Project Name	Program	FPN	Obligation Date	Obligation Amount	Funds in TIP Later than 2022
Alameda	ALA050079	State-Managed	On SR: 80. Alameda County in Berkeley and Albany from 0.6 mi. north of University Ave Overcrossing to 0.3 mi. south of El Cerrito Separation and Overhead Excavation, HMA, Structural Concrete.	NHPP	IM-0801121	6/16/2022	\$21,662,500.00	\$0
Alameda	ALA050079	State-Managed	On SR: 80. In Alameda County in Berkeley from 0.6 mi. north of Univeristy Ave Overcrossing to 0.1 mi. south of Gilman St Undercrossing Construction Pedestrian Overcrossing Bridge.	NHPP	IM-0801119	7/20/2022	\$345,001.41	\$0
Alameda	VAR110004	State-Managed	In Berkeley, from Potter St/Ashby Ave on-Ramp to University Ave off-Ramp. Replace Metal Beam Guard Rail with Concrete Barrier.	NHPP	HSIMG-0801116	11/5/2021	(\$220,613.05)	\$0
Alameda	VAR110004	State-Managed	In Alameda County From 0.4 Mi S/O Fremont Blvd O/C To 0.3 Mi S/O High Street Install Median Concrete Barrier	HSIP	HSNHPI-HSN-8801074	6/3/2022	\$175,272.72	\$0
Alameda	VAR170004	State-Managed	Alameda County in Oakland from 5th and 6th St Viaduct to East Bay Viaduct. Cold Plane AC Pavement and Place RHMA - Open Graded	NHPP	IM-8801247	10/21/2021	(\$195,445.48)	\$0
Alameda	VAR170004	State-Managed	Alameda County in Oakland from 5th and 6th St Viaduct to East Bay Viaduct. Cold Plane AC Pavement and Place RHMA - Open Graded	NHS	IM-8801247	1/25/2022	\$3,424.41	\$0
Alameda	VAR170004	State-Managed	Alameda County in Fremont and Newark from Dumbarton Bridge to Decoto Rd Separation Cold Plane AC Pavement and Place RHMA	NHPP	NH-P084053	3/7/2022	(\$723,009.16)	\$0
Alameda	VAR170004	State-Managed	Alameda County in Fremont and Newark from Dumbarton Bridge to Decoto Rd Separation Cold Plane AC Pavement and Place RHMA	NHPP	NH-P084053	8/9/2022	\$22,087.99	\$0
Alameda	VAR170005	State-Managed	Alameda County Restore Non-Operational Vehicle Detection Devices	NHPP	NH-X001645	4/26/2022	\$2,386,200.00	\$284,103,000
Alameda	VAR170006	State-Managed	On SR: 680. Alameda County at Sunol and in Pleasanton and Dublin Precast Concrete Pavement	NHPP	IM-6801946	5/5/2022	\$74,992,200.00	\$873,020,000
Alameda	VAR170007	State-Managed	On SR: 80. Berkeley and Albany from Rte 13/80 Separation to 0.4 mi east of El Cerrito Separation and Overhead Install Median Safety Lighting and Replace Median Concrete Barrier	NHPP	HSIMG-0801118	11/10/2021	\$915,000.00	\$162,737,000
Alameda	VAR170007	State-Managed	Alameda County in San Leandro at SB Rte 238 / SB Rte 880 Connector Ramp Install Safety Lighting (TC)	IM	HSIM-X001639	2/16/2022	(\$286,992.12)	\$162,737,000
Alameda	VAR170007	State-Managed	Alameda County in San Leandro at SB Rte 238 / SB Rte 880 Connector Ramp Install Safety Lighting (TC)	IM	HSIM-X001639	4/8/2022	\$46,908.86	\$162,737,000
Alameda	VAR170007	State-Managed	On SR: 880. Alameda County near Oakland at Various Locations from 0.1 mi. north of 7th St. Undercrossing to 0.5 mi. north of 16th Ave Overcrossing. Crash Cushions, Maintenance Vehicle Pullouts.	NHPP	IM-8801912	4/25/2022	\$3,260,600.00	\$162,737,000
Alameda	VAR170007	State-Managed	On SR: 580. Alameda County near Livermore from Grant Line Rd Undercrossing to 0.1 mi. east of North Flynn Rd Install Lighting System.	IM	HSIM-5801081	5/5/2022	\$288,000.00	\$162,737,000
Alameda	VAR170007	State-Managed	On SR: 880. Alameda County in San Leandro at Washington Ave Overcrossing Roadway Excavation, HMA, and Modifying Electrical Systems.	IM	HSIM-8801911	5/5/2022	\$3,835,000.00	\$162,737,000
Alameda	VAR170007	State-Managed	On SR: 580, 680, 880, 980. Alameda County at Various Locations Install Accessible Pedestrian Signal and Re-Stripe Crosswalk.	HSIP	HSIMG-X001665	5/5/2022	\$491,500.00	\$162,737,000
Alameda	VAR170007	State-Managed	Alameda County in Fremont at Various Location from 0.1 mi. north of Auto Mall Pkwy Overcrossing to 0.1 mi. south of Fremont Blvd Overcrossing. Roadside Safety Improvements	NHPP	IM-8801086	6/28/2022	(\$476,531.25)	\$162,737,000
Alameda	VAR170007	State-Managed	On SR: 580. Alameda County near Livermore from Grant Line Rd Undercrossing to 0.1 mi. east of North Flynn Rd Install Lighting System	IM	HSIM-5801081	9/9/2022	\$4,930,200.00	\$162,737,000

[TABLE 1: FHWA AND STATE-MANAGED OBLIGATIONS, FFY2021-22]

County	TIP ID/EA	Agency	Project Name	Program	FPN	Obligation Date	Obligation Amount	Funds in TIP Later than 2022
Alameda	VAR170007	State-Managed	On SR: 880. Alameda County in San Leandro at Washington Ave Overcrossing Roadway Excavation, HMA, and Modifying Electrical Systems.	IM	HSIM-8801911	9/9/2022	\$413,700.00	\$162,737,000
Alameda	VAR170007	State-Managed	On SR: 580, 680, 880, 980. Alameda County at Various Locations Install Accessible Pedestrian Signal and Re-Stripe Crosswalk.	HSIP	HSIMG-X001665	9/9/2022	\$3,279,000.00	\$162,737,000
Alameda	VAR170007	State-Managed	On SR: 84. Alameda County in Fremont from Rte 238 to Rte 680 Replace Street Concrete Barrier, HMA, Roadway Excavation and Install Signal and Lighting.	HSIP	HSNH-P084055	9/12/2022	\$607,500.00	\$162,737,000
Alameda	VAR170008	State-Managed	NB Interstate 680 at Mission Blvd Off-Ramp in the City of Fremont, Alameda County. Stabilize Storm Damaged Embankment.	ER	ER-31TU005	2/7/2022	\$1,497,169.00	\$80,162,000
Alameda	VAR170008	State-Managed	In Alameda County, near Livermore, at 0.3 Mile West of Stone Cut Overhead. Repair-In-Kind Backfill Eroded Area with Class 3 Imported Material	ER	ER-31SE005	2/16/2022	\$854,300.00	\$80,162,000
Alameda	VAR170008	State-Managed	Alameda County, near Livermore, at 0.3 Mile west of Stonecut Overhead Backfill with Imported Material at Eroded Slope Emergency Project - Emergency Opening	ER	ER-31TH002	2/16/2022	\$100,727.00	\$80,162,000
Contra Costa	CC-170034	Brentwood	Brentwood Various Streets and Roads Preservation	STP	STPL-5300013	7/25/2022	\$628,000.00	\$0
Contra Costa	CC-070035	CCTA	Reconstruct I-80/San Pablo Dam Rd Interchange	NHPP	NHPI-0801113	11/5/2021	(\$4,616.94)	\$0
Contra Costa	CC-170039	Concord	Monument Boulevard Class I Path	CMAQ	CML-5135059	2/10/2022	\$3,715,000.00	\$0
Contra Costa	VAR170002	Concord	Concord Citywide Traffic System Update (H9-04-008)	HSIP	HSIPL-5135056	2/10/2022	\$2,079,576.00	\$32,683,314
Contra Costa	VAR170002	Concord	Concord Citywide Traffic System Update (H9-04-008)	HSIP	HSIPL-5135056	2/10/2022	(\$100,000.00)	\$32,683,314
Contra Costa	CC-070075	Contra Costa County	Kirker Pass Road NB Truck Climbing Lanes	STP	RPSTPL-5928123	12/21/2021	(\$136,247.49)	\$0
Contra Costa	CC-130001	Contra Costa County	Bailey Road-State Route 4 Interchange	ATP-FED	ATPL-5928136	10/28/2021	(\$378,821.25)	\$0
Contra Costa	VAR110045	Contra Costa County	BRIDGE 28C0024, Orwood Road Bridge Replacement	HBP	BRLO-5928045	7/13/2022	\$1,030,059.00	\$0
Contra Costa	VAR170002	Contra Costa County	H9-04-009 Kirker Pass Road Safety Improvements	HSIP	HSIPL-5928156	10/21/2021	(\$207,318.50)	\$32,683,314
Contra Costa	VAR170002	Contra Costa County	H9-04-010 Crockett Area Guardrail Upgrades	HSIP	HSIPL-5928157	10/28/2021	\$999,963.00	\$32,683,314
Contra Costa	VAR170002	Contra Costa County	Byron Highway/Byer Road Safety Improvements	HSIP	HSIPL-5928143	11/10/2021	\$508,230.00	\$32,683,314
Contra Costa	VAR170002	Contra Costa County	H8-04-004 Walnut Creek Crosswalk Improvements	HSIP	HSIPL-5928144	3/4/2022	(\$11,297.18)	\$32,683,314
Contra Costa	VAR170002	Contra Costa County	Danville Blvd/Orchard Ct Comp Streets H8-04-006	HSIP	HSIPL-5928140	4/25/2022	\$2,233,000.00	\$32,683,314

[TABLE 1: FHWA AND STATE-MANAGED OBLIGATIONS, FFY2021-22]

County	TIP ID/EA	Agency	Project Name	Program	FPN	Obligation Date	Obligation Amount	Funds in TIP Later than 2022
Contra Costa	VAR170002	Contra Costa County	San Pablo Dam Road Traffic Safety Improvements	HSIP	HSIPL-5928142	6/28/2022	(\$723.42)	\$32,683,314
Contra Costa	VAR170012	Contra Costa County	Marsh Dr Bridge 28C0442 over WC Channel Replacement	HBP	BRLS-5928128	2/15/2022	\$8,482,104.00	\$527,709,961
Contra Costa	VAR170012	Contra Costa County	On Pleasant Hill Rd over Taylor Blvd 0.6 mi east of Geary Rd in Contra Costa County (BR #28C0154) Bridge Rehabilitation	HBP	BRLS-5928154	2/16/2022	\$277,654.00	\$527,709,961
Contra Costa	VAR170012	Contra Costa County	Two Bridges (28C-0143 and 28C-0145) on Marsh Creek Rd over Marsh Creek. Bridge Replacement	HBP	BRLS-5928125	4/8/2022	\$185,470.00	\$527,709,961
Contra Costa	VAR170012	Contra Costa County	Byron Highway Bridge Replacement Project	HBP	BRLS-5928104	6/13/2022	\$610,857.00	\$527,709,961
Contra Costa	CC-130023	Danville	Danville Various Streets and Roads Preservation	STP	STPL-5434021	11/15/2021	(\$55,941.82)	\$0
Contra Costa	CC-170058	Danville	Camino Ramon Improvements	Earmark	STPFERPL-5434026	9/26/2022	\$111,884.59	\$0
Contra Costa	CC-130050	EBRPD	SF Bay Trail, Pinole Shores to Bay Front Park	ATP-FED	ATPL-6075021	12/28/2021	(\$82,394.22)	\$0
Contra Costa	CC-130050	EBRPD	SF Bay Trail, Pinole Shores to Bay Front Park	ATP-FED	ATPL-6075021	5/5/2022	\$82,394.22	\$0
Contra Costa	CC-070046	El Cerrito	El Cerrito del Norte Area TOD Complete Street Imps	CMAQ	CML-5239029	2/14/2022	(\$850,000.00)	\$10,281,210
Contra Costa	CC-130024	El Cerrito	Ohlone Greenway Station Area Bike/Ped Improvements	CMAQ	CML-5239025	10/21/2021	(\$0.58)	\$0
Contra Costa	CC-170030	El Cerrito	Carlson Blvd and Central Ave Pavement Rehab	STP	LPPSB1L-5239027	3/4/2022	(\$3,270.86)	\$0
Contra Costa	CC-170043	Hercules	Hercules -Sycamore Pavement Rehabilitation	STP	STPL-5117016	2/9/2022	\$492,000.00	\$0
Contra Costa	CC-170033	Lafayette	Pleasant Hill Rd Pavement Rehab & Maintenance	STP	STPL-5404028	11/18/2021	(\$0.02)	\$0
Contra Costa	CC-130020	Moraga	Moraga Various Streets and Roads Preservation	STP	STPL-5415012	1/13/2022	(\$21,557.58)	\$0
Contra Costa	VAR170012	Moraga	Bridge No. 28C0137, Canyon Road over West Branch San Leandro Creek Replace Existing 2 Lane Bridge with New 2 Lane Bridge	HBP	BRLS-5415011	5/6/2022	\$1,483,320.00	\$527,709,961
Contra Costa	CC-170032	Orinda	Orinda Way Pavement Rehabilitation	STP	STPL-5444021	5/24/2022	(\$38,889.48)	\$0
Contra Costa	VAR170012	Orinda	Bridge No. 28C0331, Bear Creek Rd, over San Pablo Creek, 0.2 mi east of Camino Pablo Seismic Retrofit	HBP	STPLZ-5444018	5/5/2022	\$526,754.00	\$527,709,961
Contra Costa	VAR170012	Orinda	Miner Road Bridge Over San Pablo Creek (Br #28C0330) Seismic Retrofit	HBP	STPLZ-5444019	5/5/2022	\$380,552.00	\$527,709,961

[TABLE 1: FHWA AND STATE-MANAGED OBLIGATIONS, FFY2021-22]

County	TIP ID/EA	Agency	Project Name	Program	FPN	Obligation Date	Obligation Amount	Funds in TIP Later than 2022
Contra Costa	CC-210009	Pinole	Safety Improvements at Appian Way and Marlesta Rd.	STP	STPL-5126019	5/5/2022	\$350,000.00	\$0
Contra Costa	VAR170012	Pleasant Hill	Cottonwood Dr @ Grayson Creek (BR #28C0454); Norse Dr @ Contra Costa Canal (BR #28C0410); Viking Dr @ Grayson Creek (BR #28C0411); Elinora Dr @ Grayson Creek (BR #28C0349).	HBP	BPMP-5375033	10/20/2021	(\$1,525.94)	\$527,709,961
Contra Costa	CC-110007	Richmond	Richmond Transit Village: Nevin Imps BART-19th	CMAQ	CML-5137043	6/6/2022	(\$40,000.00)	\$0
Contra Costa	VAR170002	San Pablo	Intersection Church/Willow, El Portal/Mission Bell	HSIP	HSIPL-5303020	12/9/2021	(\$74,070.00)	\$32,683,314
Contra Costa	VAR170002	San Pablo	Intersection Church/Willow, El Portal/Mission Bell	HSIP	HSIPL-5303020	12/9/2021	\$824,415.00	\$32,683,314
Contra Costa	0418000419L	State-Managed	205 Miles NW of Canyon Rd at the First Hairpin Turn in Unincorporated Orinda. Replace the First 50" of Damaged 72" Corrugated Metal Pipe Culvert Inlet with a 72" Reinforced Pipe.	ER	ER-32L0517	2/9/2022	\$374,216.00	\$0
Contra Costa	0420000018L	State-Managed	Happy Valley Rd - Happy Valley Rd Embankment Repair	ER	ER-32L0550	12/21/2021	\$394,843.80	\$0
Contra Costa	04228502/9S	State-Managed	SR 4 E Loveridge to Somersville Widen to 8 Lanes	NHS	NH-P004131	2/2/2022	\$56,208.58	\$0
Contra Costa	VAR170005	State-Managed	Contra Costa County Restore Non-Operational Vehicle Detection Devices	NHPP	NH-X013035	4/26/2022	\$2,225,900.00	\$284,103,000
Contra Costa	VAR170006	State-Managed	Contra Costa County, in and near Richmond, El Cerrito, San Pablo, Pinole and Hercules, from Alameda/Contra Costa County Line to Rte 80/4 Separation. Rehabilitate Roadway (TC)	NHPP	IM-0801117	11/4/2021	(\$3,301,815.94)	\$873,020,000
Contra Costa	VAR170007	State-Managed	On SR: 4. Contra Costa County in and near Pittsburg from 0.4 mi west to 0.6 mi east of Willow Pass Rd Undercrossing and from 0.6 mi west to 0.6 mi east of Bailey Install Freeway Lighting.	HSIP	HSNHG-P004154	9/12/2022	\$274,700.00	\$162,737,000
Contra Costa	VAR170010	State-Managed	On SR: 580. In Richmond, at Scofield Ave Undercrossing No. 28-140L/R Seismic Retrofit (TC)	NHPP	IM-5801075	6/24/2022	(\$5,079,373.24)	\$511,927,000
Contra Costa	VAR170017	State-Managed	City of Richmond, Located in Contra Costa County at the Intersection of the Streets Harbour & Wright and the BNSF Crossing Grade Crossing Hazards Elimination, with CA Toll Credits (TC)	Other-Federal	STPLR-7500282	1/27/2022	\$461,784.00	\$11,850,000
Contra Costa	VAR170017	State-Managed	Market Ave Grade Crossing at the UPRR Railroad Xing, Contra Costa County Section 130 Railroad-Highway Grade Crossing Hazards Elimination	Other-Federal	STPLR-130L296	8/17/2022	\$2,129,600.00	\$11,850,000
Contra Costa	VAR190009	State-Managed	2022 Recreational Trails Project: Bridge to Beach Development. Develop and Extend the San Francisco Bay Trail in the City of Richmond.	Other-Federal	NRT-RT07010	9/12/2022	\$900,000.00	\$0
Contra Costa	VAR991005	State-Managed	Contra Costa County at Various Locations Treat Bridge Decks w/Methacrylate/Replace Seals (TC)	HBP	BRNH-X013024	11/18/2021	\$12,637.86	\$0
Contra Costa	CC-170038	Walnut Creek	Ygancio Valley Road Rehabilitation	STP	STPL-5225030	1/24/2022	(\$13,717.00)	\$0
Marin	MRN050018	GGBHTD	Golden Gate Bridge Seismic Retrofit, Ph: 1-3A	HBP	BHLS-6003029	7/22/2022	\$1,443,662.93	\$0
Marin	MRN050019	GGBHTD	Golden Gate Bridge-Suicide Deterrent Safety Barrier	HBP	BHLS-6003051	11/23/2021	\$6,057,114.00	\$0

[TABLE 1: FHWA AND STATE-MANAGED OBLIGATIONS, FFY2021-22]

County	TIP ID/EA	Agency	Project Name	Program	FPN	Obligation Date	Obligation Amount	Funds in TIP Later than 2022
Marin	MRN970016	GGBHTD	Golden Gate Bridge Seismic Retrofit, Ph: 1-3A	HBP	RPSTPL-6003010	1/24/2022	(\$12,948.21)	\$0
Marin	VAR170012	Larkspur	Various Locations in the City of Larkspur Offsite Work to Mitigate for Impacts from Bon Air Bridge Replacement. Mitigation Includes Restoration of Tidal Marsh and ADA Upgrade in Piper Park.	HBP	BHLS-5166025	4/25/2022	\$2,988,240.35	\$527,709,961
Marin	VAR170012	Larkspur	Bon Air Bridge (Bon Air Rd over Corte Madera Creek). BR #27C0028 Bridge Replacement	HBP	BHLS-5166015	6/6/2022	\$1,671,328.01	\$527,709,961
Marin	MRN190015	Marin County	Marin City Pedestrian Crossing Improvements	STP	STPL-5927131	2/10/2022	\$30,000.00	\$306,000
Marin	VAR170002	Marin County	HSIP7-04-011 Arterials & Collector Sign Upgrades	HSIP	HSIPL-5927115	1/13/2022	\$191,306.25	\$32,683,314
Marin	VAR170002	Marin County	Countywide Signal Upgrade Project (HSIP9-04-016)	HSIP	HSIPL-5927122	3/8/2022	\$2,300,200.00	\$32,683,314
Marin	VAR170012	Marin County	San Geromino Creek Bridge on Mountain View Rd 0.01 mi south of Sir Francis Drake Bridge Replacement (TC)	HBP	BRLO-5927094	6/2/2022	\$526,400.00	\$527,709,961
Marin	VAR170002	Novato	Novato Traffic, Bicycle & Pedestrian Improvements - Diablo Ave/ DeLong Ave corridor between Novato Blvd & Reichert Ave	HSIP	HSIPL-5361031	10/25/2021	\$204,700.00	\$32,683,314
Marin	VAR170002	San Rafael	H9-04-030 Third Street Safety Improvements Project	HSIP	HSIPL-5043043	2/10/2022	\$1,293,800.00	\$32,683,314
Marin	0417000271S	State-Managed	On SR: 1. In Marin County, in near Muir Beach, at 0.7 mi to 1.7 mi north of Panoramic Hwy south Junction. Construct Soldier Pile Wall and Replace Culvert.	ER	ER-31SH001	3/16/2022	(\$503,868.71)	\$0
Marin	0417000271S	State-Managed	On SR: 1. In Marin County, in near Muir Beach, at 0.7 mi to 1.7 mi north of Panoramic Hwy south Junction. Construct Soldier Pile Wall and Replace Culvert.	ER	ER-31SH001	6/2/2022	(\$88.48)	\$0
Marin	0417000284S	State-Managed	On SR: 1. In Marin Co., near Stinson Beach, at 1.3 mi south of Panoramic Hwy North Jct. Construct Soldier Pile Wall	ER	ER-31TE001	1/26/2022	\$20,535,100.00	\$0
Marin	0417000305S	State-Managed	In Marin County, near Jenner, at 1.2 mi north of Muniz Ranch Rd Construct Soldier Pile Tie-Back Wall	ER	ER-31SS001	4/8/2022	(\$8,899.90)	\$0
Marin	0417000315S	State-Managed	On SR: 1. In Marin County, in near Muir Beach, from Shasta Way to California Ave Construct Sheet Pile Walls, Timber Wall, and RSP.	ER	ER-31T5001	11/10/2021	(\$5,338.35)	\$0
Marin	0417000316S	State-Managed	In Marin County, near Point Reyes Station, at Millerton Gulch Bridge Construct Sheet Pile Wall, Bio Armoring	ER	ER-31T9001	2/9/2022	\$2,937,700.00	\$0
Marin	0417000316S	State-Managed	In Marin County, near Point Reyes Station, at Millerton Gulch Bridge Construct Sheet Pile Wall, Bio Armoring	ER	ER-31T9001	6/28/2022	\$4,486.88	\$0
Marin	0417000378S	State-Managed	In Marin County, near Olema, at Giacomini Creek Construct Sheet Pile Wall, Replace Culvert	ER	ER-31TI001	2/9/2022	\$7,568,300.00	\$0
Marin	0417000378S	State-Managed	In Marin County, near Olema, at Giacomini Creek Construct Sheet Pile Wall, Replace Culvert	ER	ER-31TI001	7/28/2022	(\$1,316,721.71)	\$0
Marin	0417000387S	State-Managed	In Marin County, in Mill Valley, at the Rte 101 Separation Construct Soldier Pile Wall	ER	ER-31SG001	12/21/2021	(\$1,866.62)	\$0

[TABLE 1: FHWA AND STATE-MANAGED OBLIGATIONS, FFY2021-22]

County	TIP ID/EA	Agency	Project Name	Program	FPN	Obligation Date	Obligation Amount	Funds in TIP Later than 2022
Marin	0417000402S	State-Managed	In Marin County, near Stinson Beach at 0.6 mi south of Panoramic Highway north Junction Construct Soldier Pile Wall	ER	ER-31TN001	2/9/2022	\$22,060,700.00	\$0
Marin	0419000281S	State-Managed	In Marin County, near Novato Creek, on Rte 37, from the 101 Separation to Atherton Ave. Remove Flood Debris, Repair Drainage Systems, and Restore Roadway	ER	ER-39B6001	2/9/2022	\$3,983,700.00	\$0
Marin	0421000036L	State-Managed	Lucas Valley Rd at MP 3.92 Lucas Valley Rd at MP 3.92 Roadway Damage. Unincorporated San Rafael California. The Side was Caused by High Storm Flows on Miller Creek During February 2019	ER	ER-40A0087	2/24/2022	\$754,476.00	\$0
Marin	0421000044L	State-Managed	Lucas Valley Rd at MP 9.60 per Approval DAFS "Build +/- 100 Linear Feet of CIDH Retaining Wall with +/- 30 Linear Ft CIDH Piers 4 Ft on Center, at the Top of the Embankment.	ER	ER-40A0088	2/24/2022	\$68,920.00	\$0
Marin	0421000045L	State-Managed	Marshall-Petaluma Rd at PM 6.40 Heavy Rain and Saturated Soil Caused Embankment Located on EB Lane to Slip Out	ER	ER-40A0089	2/24/2022	\$26,559.00	\$0
Marin	0421000046L	State-Managed	Sir Francis Drake Blvd at PM 20.97 Site 1; Heavy Rain & Saturate Soil Caused Embankment to Slip, Exposing the Ext. Culvert (Not Damage)	ER	ER-40A0090	2/24/2022	\$144,302.98	\$0
Marin	MRN170018	State-Managed	On SR: 101. Marin County on Rte 101 from north of the Golden Gate Bridge to 0.3 mi north of Sir Francis Drake Blvd. Ramp Metering, Ramp Widening, TOS Elements	NHPP	HSNH-Q101344	7/18/2022	\$442,650.00	\$0
Marin	SF-991030	State-Managed	On SR: 101. In San Francisco Rte 101 PM 8.3 to 9.8 Presidio Pkwy-Phase II Concessionaire PMTS P3 (TC)	NHPP	ACNH-NH-X075041	9/20/2022	\$15,832,407.00	\$0
Marin	VAR110042	State-Managed	In the City and County of San Francisco from Lake St to General Douglas Macarthur Tunnel. SF Co. Rte 1 Construct Drainage (TC)	NHPP	NHP-P001607	6/28/2022	(\$348,482.83)	\$0
Marin	VAR110044	State-Managed	In Marin County on Rte 101 Upgrade Bridge Rails at Various Locations (TC)	NHS	NHP-Q101277	12/28/2021	(\$323,811.68)	\$0
Marin	VAR110044	State-Managed	In Marin County on Rte 101 Upgrade Bridge Rails at Various Locations (TC)	NHS	NHP-Q101277	7/1/2022	\$339,459.06	\$0
Marin	VAR170008	State-Managed	On SR: 1. Marin County, near Five Brooks, at Giacomini Gulch Bridge Maintain Existing Planted Areas, Planing and Erosion Control.	ER	ER-31TW004	1/27/2022	\$720,400.00	\$80,162,000
Marin	VAR170008	State-Managed	On SR: 1. Marin County, near Five Brooks, at Giacomini Gulch Bridge Maintain Existing Planted Areas, Planing and Erosion Control.	ER	ER-31TW004	3/7/2022	(\$23,400.00)	\$80,162,000
Marin	VAR170008	State-Managed	Near Sausalito, at 0.1 mi south of Alexander Ave\.. Restore Damaged Drainage Systems.	ER	ER-27F2005	7/18/2022	\$77,511.78	\$80,162,000
Marin	VAR170008	State-Managed	On SR: 101. Marin County near Sausalito at 0.1 mi south of Sausalito Rd Undercrossing Install Down Drain and Rock Slope Protection	ER	ER-27F5001	7/18/2022	\$144,099.34	\$80,162,000
Marin	VAR170008	State-Managed	On SR: 101. Marin County near Sausalito at 0.1 mi south of Sausalito Rd Undercrossing Install Down Drain and Rock Slope Protection	ER	ER-27F5001	9/12/2022	\$180,900.66	\$80,162,000
Marin	VAR190009	State-Managed	2021 Recreational Trails Project: Azalea Hill Trail Development. Develop Phase III of the Azalea Hill Trail in the Mt. Tamalpais Watershed.	Other-Federal	NRT-RT21010	9/22/2022	\$252,656.85	\$0
Napa	NAP110006	American Canyon	American Canyon PDA Development Plan	STP	STPL-5470011	10/21/2021	(\$194,546.72)	\$0
Napa	NAP190007	MTC	Napa Valley Forward: Safety and Operational Impv	STP	STPL-6084268	4/8/2022	\$2,700,000.00	\$0

[TABLE 1: FHWA AND STATE-MANAGED OBLIGATIONS, FFY2021-22]

County	TIP ID/EA	Agency	Project Name	Program	FPN	Obligation Date	Obligation Amount	Funds in TIP Later than 2022
Napa	VAR170002	Napa County	H9-04-019 Silverado Trail Striping	HSIP	HSIPL-5921080	7/25/2022	\$1,626,700.00	\$32,683,314
Napa	VAR170002	Napa County	H9-04-018 Silverado Trail Guardrail Upgrades	HSIP	HSIPL-5921079	9/20/2022	\$894,100.00	\$32,683,314
Napa	VAR170009	Napa County	On State Route: 29, 128. In Napa County, In Calistoga At Various Locations. Construct Ada Curb Ramps (TC)	STP	ST-X055059	3/4/2022	(\$112,251.73)	\$109,084,000
Napa	VAR170012	Napa County	Chiles-Pope Valley Road over Chiles Creek Brdige No. 21C0075 Bridge Replacement	NHPP	BRLS-5921074	12/21/2021	\$83,218.20	\$527,709,961
Napa	VAR170012	Napa County	Dry Creek Bridge on Dry Creek Rd; Br. #21C0056 Bridge Replacement (TC)	HBP	BRLO-5921061	5/9/2022	\$400,000.00	\$527,709,961
Napa	NAP150003	NVTA	Napa Valley Vine Trail Calistoga-St. Helena Seg.	STP	ATPL-6510003	12/21/2021	\$711,000.00	\$0
Napa	NAP150003	NVTA	Napa Valley Vine Trail Calistoga-St. Helena Seg.	ATP-FED	ATPL-6510003	12/21/2021	\$6,106,000.00	\$0
Napa	NAP150003	NVTA	Napa Valley Vine Trail Calistoga-St. Helena Seg.	STP	ATPL-6510003	9/8/2022	\$2,206,000.00	\$0
Napa	NAP170004	NVTA	Napa County Safe Routes to Schools	STP	ATPLNI-6510001	2/10/2022	\$100,000.00	\$0
Napa	VAR170002	St. Helena	Silverado Trail Guardrail Replacement H9-04-032	HSIP	HSIPL-5051005	9/9/2022	\$70,000.00	\$32,683,314
Napa	0400002022S	State-Managed	In Napa County from SR 29 to 0.1 mile west of Solano County Line Widen Hwy to 4 Lanes and Construct Retaining Walls	STP	STP-P012106	12/29/2021	(\$5,127,319.13)	\$0
Napa	0416000235L	State-Managed	Yountville Crossroad Bridge 21C0116 Napa County Earthquake Repair - Yountville Crossroad Bridge Structural Repair: Replace Shear Key, Repair Spalling, Remove and Replace Asphalt Concrete Approaches	ER	ER-26E0004	11/18/2021	(\$56,298.71)	\$0
Napa	0416000416S	State-Managed	In Napa Co., at Lake Hennessey at 1.7 mile east of Silverado Trail. Emergency Relief - Preliminary Engineering Related to Repairing Slip-Out.	ER	ER-29S4005	12/29/2021	(\$88,880.58)	\$0
Napa	0416000450L	State-Managed	DAF 22: Silverado Trail Bridge at Taplin Rd (MPM 15.35) Napa County Earthquake Repair - Silverado Trail Bridge at Taplin Rd Structural Repair: Replace Damaged Stone Barrier with a New Concrete Barrier	ER	ER-26E0005	10/21/2021	(\$28,284.84)	\$0
Napa	0416000451L	State-Managed	DAF 23: Silverado Trail Bridge at MPM 26.5 Napa County Earthquake Repair - Silverado Trail Bridge at MPM 26.5 Structural Repair: Replace Damaged Stone Barrier with Concrete Barrier Slab	ER	ER-26E0006	10/21/2021	(\$26,015.28)	\$0
Napa	0417000516S	State-Managed	In Napa County, near Napa, from 1.2 to 2.1 miles north of Wooden Valley Rd Replace Culverts	ER	ER-31T7001	1/27/2022	(\$1,664.17)	\$0
Napa	0420000112S	State-Managed	On SR: 128. In Napa County, near Healsburg, on Rte 128, from Railroad Ave to Napa County Line (PM 24.761). Repair Fire Damaged Guardrail, Signs, Fence, Drainage Systems, and Pavement.	ER	ER-15B1001	1/26/2022	\$5,749,351.32	\$0
Napa	0421000117L	State-Managed	Berryessa-Knoxville Rd, Pope Canyon Rd, Butts Canyon Rd Guardrail Replacement	ER	ER-15A5020	3/4/2022	\$3,089,550.92	\$0
Napa	0421000123L	State-Managed	DAF 001-Deer Park Rd in Napa County(MM 0.69) Replace Wood Lagging on Retaining Wall Destroyed in 2020 Glass Fire	ER	ER-15A6003	3/3/2022	\$23,017.80	\$0

[TABLE 1: FHWA AND STATE-MANAGED OBLIGATIONS, FFY2021-22]

County	TIP ID/EA	Agency	Project Name	Program	FPN	Obligation Date	Obligation Amount	Funds in TIP Later than 2022
Napa	0421000123L	State-Managed	DAF 001-Deer Park Rd in Napa County(MPM 0.69) Replace Wood Lagging on Retaining Wall Destroyed in 2020 Glass Fire	ER	ER-15A6003	6/1/2022	\$114,803.05	\$0
Napa	0421000164L	State-Managed	Silverado Trail, Sanitarium Rd and Deer Park Rd 2020 Glass Fire - Replace Guard Rail. Replace Wood Post with Metal Posts	ER	ER-15A6006	3/4/2022	\$1,846,735.80	\$0
Napa	04259402/9S	State-Managed	In Napa County on SR 29 from Mee Ln to north of Charter Oak Ln Roadway Rehabilitation (TC)	HSIP	STPH-P029107	4/8/2022	(\$607,885.33)	\$0
Napa	04264144S	State-Managed	On SR: 12. In Napa and Solano Counties from 0.5 mile west of Napa Co Line to Red Top Rd. Widen Rte 12 from 2 to 4 Lane Converted Hwy	STP	STP-P012107	6/23/2022	(\$812,632.31)	\$0
Napa	MTC050009	State-Managed	Near Calistoga from 0.2 mile north of Silverado Trail to Lake County Line Overlay of Existing Pavement (TC)	STP	STP-P029108	4/14/2022	\$11,681.01	\$0
Napa	NAP090003	State-Managed	On SR: 29, 221. Napa County near Napa on Rte 29 from 0.7 miles south to 0.5 miles north of Rte 221 and on Rte 221 from 0.2 miles north of Rte 29 to Rte 29 Construct New Structural Concrete Bridges.	NHPP	NH-X055060	6/21/2022	\$18,797,500.00	\$0
Napa	VAR110044	State-Managed	On SR: 29. Napa County in Calistoga at Napa River Bridge Replace Bridge For Scouring (TC)	HBP	ST-P029128	2/24/2022	(\$784,283.58)	\$0
Napa	VAR170007	State-Managed	On SR: 121. Napa County from 0.2 mile south of to 0.3 mile north of Huichica Creek Bridge Widen Roadway with HMA & Replace Culvert with Structural Concrete Bridge.	HSIP	HSNH-P121132	5/5/2022	\$3,700,000.00	\$162,737,000
Napa	VAR170007	State-Managed	On SR: 121. Napa County from 0.2 mile south of to 0.3 mile north of Huichica Creek Bridge Widen Roadway with HMA & Replace Culvert with Structural Concrete Bridge.	HSIP	HSNH-P121132	9/9/2022	\$5,755,800.00	\$162,737,000
Napa	VAR170008	State-Managed	Landslide at 2 Locations along WB Rte 12, Just east of Kirkland Ranch Rd, in Napa County. Excavate and Place RSP (Rock Slope Protection) in Affected Areas.	ER	ER-31TR005	1/27/2022	\$555,968.00	\$80,162,000
Napa	VAR170008	State-Managed	At Five Different Locations along Rte 121, from about a mile west of Wild Horse Valley Rd to 1.4 mile west of Rte 128, near the City of Napa, in Napa County. Washout of Roadway Embankment.	ER	ER-31TS005	1/27/2022	\$1,447,465.00	\$80,162,000
Napa	VAR170008	State-Managed	In Napa from First St to 0.1 mile south of Redwood Rd/Trancas St Repair Culvert. Perform Compaction Grouting and Internal Joint Sealing	ER	ER-31TP005	2/9/2022	\$1,049,965.00	\$80,162,000
Napa	VAR170008	State-Managed	Near Napa, at Wooden Valley Rd Repair Pavement, Replace Darinage Systems, and Upgrade Guardrail.	ER	ER-31TQ005	2/10/2022	\$798,540.60	\$80,162,000
Napa	VAR170008	State-Managed	In Napa County, in Napa, at Lincoln Ave Injection Grouting and Culvert Repair at Slipout	ER	ER-31TP002	4/19/2022	\$182,371.00	\$80,162,000
Napa	VAR170008	State-Managed	Near Napa, at Wooden Valley Rd Repair Pavement, Replace Darinage Systems, and Upgrade Guardrail.	ER	ER-31TQ005	7/18/2022	\$423,173.40	\$80,162,000
Napa	VAR170009	State-Managed	On SR: 29. Napa County in American Canyon and Napa at Various Locations from Kimberly Dr to Salvador Ave. Upgrade Exist Curb Ramps, Construct 100 ft of PCC Sidewalk	STP	NH-P029151	6/16/2022	\$1,769,600.00	\$109,084,000
Regional	REG090003	Caltrans	Freeway Performance Initiative (FPI)	CMAQ	CML-6204133	12/28/2021	\$135,948.00	\$0
Regional	REG170002	Caltrans	Along the I-880 Corridor SF Bay Area: Regionwide: Implement a Collective Approach to Freeway Operations and Management, Including Communications Network Building, and Traffic Management	STP	STPL-6204134	5/5/2022	\$1,740,000.00	\$10,600,000
Regional	0417000264L	MTC	Regional Planning Activities and PPM - MTC	STP	STPL-6084206	10/21/2021	\$3,086,000.00	\$0

[TABLE 1: FHWA AND STATE-MANAGED OBLIGATIONS, FFY2021-22]

County	TIP ID/EA	Agency	Project Name	Program	FPN	Obligation Date	Obligation Amount	Funds in TIP Later than 2022
Regional	0422000493L/Multi-TIP ID	MTC	Regional Planning Activities and PPM - MTC	STP	STPLNI-6084284	8/10/2022	\$31,126,356.00	\$0
Regional	0422000493L/Multi-TIP ID	MTC	Regional Planning Activities and PPM - MTC	STP	STPLNI-6084284	9/8/2022	\$4,030,644.00	\$0
Regional	REG090039	MTC	Regional Streets and Roads Program	STP	STPLNI-6084288	8/10/2022	\$10,000,000.00	\$0
Regional	REG170002	MTC	Connected Bay Area	STP	STPL-6084269	3/16/2022	(\$1,740,000.00)	\$10,600,000
Regional	REG170013	MTC	511 Next Gen	STP	STPLNI-6084277	3/17/2022	\$1,800,000.00	\$5,372,000
Regional	REG170013	MTC	511 Next Gen	STP	STPLNI-6084278	3/17/2022	\$991,538.00	\$5,372,000
Regional	REG170016	MTC	Regional Planning - PDA Implementation	STP	STPL-6084232	11/10/2021	\$8,950,000.00	\$0
Regional	REG170028	MTC	Regional Car Sharing	CMAQ	CMLNI-6084242	1/13/2022	(\$1,010,916.71)	\$0
Regional	REG210001	MTC	Regional Planning Activities and PPM - MTC	STP	STPLNI-6084285	7/18/2022	\$49,500,000.00	\$51,911,000
Regional	VAR170024	MTC	Bike Share Capital Program	STP	STPLNI-6084275	3/15/2022	\$700,000.00	\$0
Regional	VAR210006	MTC	Technical Assistance Mobility Hub Pilot Program	STP	STPL-6084279	5/24/2022	\$150,000.00	\$0
Regional	VAR210007	MTC	Bay Bridge Forward Preliminary Engineering	CMAQ	CML-6084282	6/24/2022	\$12,000,000.00	\$0
Regional	0021000348S	State-Managed	OWP 21/22- Metropolitan Region Consolidated Planning Grant (CPG) Project for Metropolitan Transportation Commission (MTC) Overall Work Program (OWP) For FY 2021/2022 (TC)	Other-Federal	CPGP-0010184	7/1/2022	\$13,341,343.94	\$0
Regional	0022000350S	State-Managed	OWP 22/23 Metropolitan Region Consolidated Planning Grant (CPG) Project for Metropolitan Transportation Commission (MTC) Overall Work Program (OWP) for FY 2022/2023 (TC)	Other-Federal	GPCP-0010205	7/1/2022	\$500,000.00	\$0
Regional	0022000350S	State-Managed	OWP 22/23 Metropolitan Region Consolidated Planning Grant (CPG) Project for Metropolitan Transportation Commission (MTC) Overall Work Program (OWP) for FY 2022/2023 (TC)	Other-Federal	GPCP-0010205	9/22/2022	\$9,713,542.00	\$0
Regional	VAR110005	State-Managed	On SR: 4, 77, 80, 242, 260, 580, 680, 880, 980. In Alameda and Contra Costa Counties on Various Rtes at Various Locations. Restoration of Theft Damaged Electrical Systems on the State Highway System (TC)	NHPP	NH-000C433	3/4/2022	(\$922,922.71)	\$0
Regional	VAR110005	State-Managed	On SR: 101, 280, 880. In Santa Clara, San Mateo and San Francisco Counties on Various Routes at Various Locations. Restoration of Electrical Systems Damaged by Copper Wire Theft (TC)	NHPP	NH-000C434	3/9/2022	(\$1,521,649.14)	\$0
Regional	VAR110005	State-Managed	On SR: 12, 29, 37, 80, 101. In Sonoma, Marin, Napa and Solano Counties on Various Rtes at Various Locations. Restoration of Electrical Systems Damaged by Copper Wire Theft (TC)	NHPP	NH-000C435	3/9/2022	(\$1,008,363.22)	\$0
Regional	VAR170001	State-Managed	On SR: 80, 238, 580. In Alameda and Solano Counties at Various Location Install Highway Planting and Irrigation Systems	NHPP	NH-000C533	4/25/2022	\$2,224,000.00	\$0

[TABLE 1: FHWA AND STATE-MANAGED OBLIGATIONS, FFY2021-22]

County	TIP ID/EA	Agency	Project Name	Program	FPN	Obligation Date	Obligation Amount	Funds in TIP Later than 2022
Regional	VAR170005	State-Managed	In Alameda, Contra Costa, Santa Clara, San Mateo, San Francisco, Sonoma, Marin, Napa and Solano Counties at Various Locations. Restore Non-Operational Transportation Management Elements (TC).	NHPP	NH-000C457	2/15/2022	(\$8,157,597.25)	\$284,103,000
Regional	VAR170005	State-Managed	Sonoma, Marin, Napa, Solano Counties Restore Non-Operational Vehicle Detection Devices	NHPP	NH-000C481	4/25/2022	\$5,235,000.00	\$284,103,000
Regional	VAR170005	State-Managed	On SR: 80, 92, 101, 280. San Mateo and San Francisco Counties Restore Non-Operational Vehicle Detection Devices	NHPP	SB1NH-000C480	6/14/2022	\$1,669,000.00	\$284,103,000
Regional	VAR170007	State-Managed	On SR: 13, 84, 238, 580, 680, 880. Alameda and Contra Costa Counties at Various Locations Apply High Friction Surface Treatment, Rehabilitate Pavement	HSIP	HSNH-000C487	3/14/2022	(\$399,899.90)	\$162,737,000
Regional	VAR170007	State-Managed	On SR: 13. Alameda and Contra Costa Counties at Various Locations Crosswalk Safety Enhancement	HSIP	ACHSNHG-000C524	5/5/2022	\$768,800.00	\$162,737,000
Regional	VAR170007	State-Managed	On SR: 160, 580, 680. Alameda and Contra Costa Counties at Various Locations Install Concrete Barriers, Crash Cushions and Guardrails.	HSIP	HSNHG-000C535	5/5/2022	\$1,000,000.00	\$162,737,000
Regional	VAR170007	State-Managed	Marin And Sonoma Counties at Various Locations Pave Gores and Roadside Areas, Construct MVPs	STP	ST-000C511	5/23/2022	(\$501,163.07)	\$162,737,000
Regional	VAR170007	State-Managed	On SR: 13, 84, 238, 580, 680, 880. Alameda and Contra Costa Counties at Various Locations Apply High Friction Surface Treatment, Rehabilitate Pavement	HSIP	HSNH-000C487	5/23/2022	(\$0.59)	\$162,737,000
Regional	VAR170007	State-Managed	On SR: 160, 580, 680. Alameda and Contra Costa Counties at Various Locations Install Concrete Barriers, Crash Cushions and Guardrails.	HSIP	HSNHG-000C535	9/9/2022	\$2,791,200.00	\$162,737,000
Regional	VAR170009	State-Managed	On SR: 880. Santa Clara and Alameda Counties on Rte 880 and 80 at Various Locations from Rte 880/237 Connector Separation to 98th Ave Overcrossing and on Rte 80 at Rte.	NHPP	IM-000C536	5/5/2022	\$3,070,900.00	\$109,084,000
San Francisco	VAR110045	PJPB	34C0049, Paul Ave. over Caltrain & UPRR Bridge Replacement	HBP	BRLO-6170022	10/21/2021	(\$110,312.91)	\$0
San Francisco	SF-070027	SFCTA	Yerba Buena Island Eastside WB on & Off Ramps Reconstruct Existing WB on & Off Ramps on east of YBI	HBP	BRLS-6272047	3/4/2022	\$6,139,558.00	\$100,209,436
San Francisco	SF-070027	SFCTA	On Treasure Island Rd, from north Side of San Francisco-Oakland Bay Bridge (SFOBB) to 2,000 Ft north of SFOBB Bridge Rehabilitation and Replacement (Seismic Retrofit)	HBP	STPLZ-6272046	5/23/2022	\$338,185.00	\$100,209,436
San Francisco	SF-991030	State-Managed	Doyle Dr Replacement (US 101) PM 8.0 to 9.8 Replace/Rehabilitate Roadway	HBP	BRNH-X075034	9/7/2022	(\$1,448,508.48)	\$0
San Francisco	VAR170006	State-Managed	On SR: 1. In and near Montara, Pacifica and Daly Cities, from 1.3 mi north of 2nd St to Sullivan Ave Overcrossing. Rehabilitate Pavement (TC)	NHPP	NH-P001630	5/5/2022	(\$193,964.94)	\$873,020,000
San Francisco	VAR170007	State-Managed	On SR: 1. In the City and County of San Francisco, on Rtes 1, 35, 80, 101 and 280 at Various Locations. Install Accessible Pedestrian Signals and Restripe Crosswalk at Various Locations	HSIP	HSNHG-X075048	5/5/2022	\$2,380,000.00	\$162,737,000
San Francisco	VAR170007	State-Managed	On SR: 1. In the City and County of San Francisco, on Rtes 1, 35, 80, 101 and 280 at Various Locations. Install Accessible Pedestrian Signals and Restripe Crosswalk at Various Locations	HSIP	HSNHG-X075048	9/9/2022	\$928,600.00	\$162,737,000
San Francisco	VAR170010	State-Managed	On SR: 101. The City and County of San Francisco from 17th St to South Van Ness Ave Clean and Paint Steel Structure	NHPP	ACNH-Q101389	6/21/2022	\$20,000,000.00	\$511,927,000
San Francisco	VAR170010	State-Managed	On SR: 101. The City and County of San Francisco from 17th St to South Van Ness Ave Clean and Paint Steel Structure	NHPP	ACNH-Q101389	9/8/2022	\$13,735,800.00	\$511,927,000

[TABLE 1: FHWA AND STATE-MANAGED OBLIGATIONS, FFY2021-22]

County	TIP ID/EA	Agency	Project Name	Program	FPN	Obligation Date	Obligation Amount	Funds in TIP Later than 2022
San Francisco	VAR170010	State-Managed	On SR: 80. The City and County of San Francisco from 16th St to 4th St. Paint Steel Structure	IM	ACIM-0801120	9/9/2022	\$28,697,100.00	\$511,927,000
San Mateo	SM-190008	Atherton	Atherton Street Preservation	STP	STPL-5261009	2/3/2022	(\$117,495.88)	\$0
San Mateo	SM-170043	Belmont	Belmont Pavement Preservation	STP	STPL-5268022	3/4/2022	\$467,000.00	\$0
San Mateo	SM-170015	Burlingame	Hoover School Area Sidewalk Impvts (Summit Dr.)	CMAQ	CML-5171022	3/4/2022	(\$292,105.59)	\$225,686
San Mateo	SM-050028	Caltrans	US 101 / Broadway Interchange Improvement	CMAQ	CML-6204113	2/24/2022	(\$53,022.51)	\$0
San Mateo	SM-170028	Millbrae	Millbrae Street Rehabilitation	STP	STPL-5299016	12/21/2021	(\$13.81)	\$0
San Mateo	SM-170029	Pacifica	Pacifica - Palmetto Sidewalk Extension	CMAQ	CML-5350023	12/21/2021	(\$140,573.31)	\$0
San Mateo	SM-210002	Redwood City	Roosevelt Ave Quick-build Traffic Calming	STP	STPL-5029039	9/12/2022	\$755,000.00	\$0
San Mateo	SM-170033	San Bruno	Huntington/San Antonio Street Rehabilitation	STP	STPL-5226024	6/9/2022	(\$1,123.76)	\$0
San Mateo	SM-170035	San Carlos	Cedar and Brittan Ave Pavement Rehab	STP	STPL-5267023	12/21/2021	(\$58,519.03)	\$0
San Mateo	SM-170035	San Carlos	Cedar and Brittan Ave Pavement Rehab	STP	STPL-5267023	4/8/2022	\$8,056.23	\$0
San Mateo	SM-150016	San Mateo	San Mateo Downtown Parking Tech Implementation	CMAQ	CML-5102048	6/28/2022	(\$53,153.09)	\$0
San Mateo	SM-170039	San Mateo	Laurie Meadows Ped/Bike Safety Improvements	CMAQ	CML-5102050	1/13/2022	(\$434,850.00)	\$0
San Mateo	SM-170039	San Mateo	Laurie Meadows Ped/Bike Safety Improvements	CMAQ	CML-5102050	4/25/2022	(\$5,466.86)	\$0
San Mateo	SM-170040	San Mateo	San Mateo Street Rehabilitation	STP	STPL-5102051	3/7/2022	\$1,593,000.00	\$0
San Mateo	SM-210005	San Mateo County	Broadmoor Safe Routes to School Ped Impvts	STP	STPL-5935087	11/1/2021	\$210,000.00	\$0
San Mateo	SM-210005	San Mateo County	Broadmoor Safe Routes to School Ped Impvts	STP	STPL-5935087	8/29/2022	\$1,393,000.00	\$0
San Mateo	SM-170016	South San Francisco	SSF Grand Boulevard Complete Streets (Phase III)	CMAQ	CML-5177040	9/9/2022	\$875,000.00	\$0
San Mateo	SM-170016	South San Francisco	SSF Grand Boulevard Complete Streets (Phase III)	STP	CML-5177040	9/9/2022	\$2,120,000.00	\$0

[TABLE 1: FHWA AND STATE-MANAGED OBLIGATIONS, FFY2021-22]

County	TIP ID/EA	Agency	Project Name	Program	FPN	Obligation Date	Obligation Amount	Funds in TIP Later than 2022
San Mateo	SM-170036	South San Francisco	SSF Pavement Rehabilitation	STP	STPL-5177042	10/21/2021	(\$86,219.49)	\$0
San Mateo	SM-210008	South San Francisco	South San Francisco East of 101 Transit Expansion	STP	CRRSAL-5177047	9/9/2022	\$476,487.00	\$0
San Mateo	VAR170002	South San Francisco	Ped. Imp. on W Orange and Hillsdale (H9-04-031)	HSIP	HSIPL-5177043	11/15/2021	\$204,800.00	\$32,683,314
San Mateo	0417000272S	State-Managed	In San Mateo County, near Sky Londa, at Grandview Dr Construct Soldier Pile Tie-Back Wall	ER	ER-31SN001	4/21/2022	(\$340,544.92)	\$0
San Mateo	0417000279S	State-Managed	On SR: 35. In San Mateo County, near Sky Londa, at 0.1 mi north of Bear Creek Rd. Construct Soldier Pile Wall	ER	ER-31SM001	4/21/2022	(\$9,747.81)	\$0
San Mateo	0417000314S	State-Managed	In San Mateo County, near Skylonda, at 0.1 mi north of Chapman Rd Construct Soldier Pile Tie-Back Wall	ER	ER-31SL001	7/18/2022	(\$1,549,871.58)	\$0
San Mateo	0417000321S	State-Managed	On SR: 35. In San Mateo County, on Rte 35, Near Skylonda, at 0.6 mi north of Morse Ln Construct Sheet Pile and Tie Back Walls	ER	ER-31TD001	1/26/2022	\$7,112,300.00	\$0
San Mateo	0417000321S	State-Managed	On SR: 35. In San Mateo County, on Rte 35, Near Skylonda, at 0.6 mi north of Morse Ln Construct Sheet Pile and Tie Back Walls	ER	ER-31TD001	4/19/2022	\$93,192.58	\$0
San Mateo	0417000405S	State-Managed	In San Mateo County, near Pescadero, from Pescadero Creek Rd to 1.6 miles north of Pescadero Creek Rd Construct Gabion Wall, RSP, and Sheet Pile Wall	ER	ER-31TA001	1/26/2022	\$1,983,233.16	\$0
San Mateo	0417000405S	State-Managed	In San Mateo County, near Pescadero, from Pescadero Creek Rd to 1.6 miles north of Pescadero Creek Rd Construct Gabion Wall, RSP, and Sheet Pile Wall	ER	ER-31TA001	4/21/2022	\$353,191.98	\$0
San Mateo	0419000263S	State-Managed	In San Mateo County, in Montara, on Rte 1, at 2nd St and at 14th St Construct Rock Slope Protection and Replace Culvert	ER	ER-39B1001	2/9/2022	\$477,900.00	\$0
San Mateo	0419000265S	State-Managed	In San Mateo County, near Saratoga Gap, at 1.2 mi south of Page Mill Rd Construct Soldier Pile Wall and Sheet Pile Wall	ER	ER-39B3001	2/9/2022	\$3,199,970.74	\$0
San Mateo	0419000340S	State-Managed	In San Mateo County on Rte 1, from 2.7 mi south of Rte 84 to 0.3 mi north of Verde Rd , near San Gregorio, Emergency Opening Project: Repair Slipouts	ER	ER-39B5001	2/9/2022	\$1,877,000.00	\$0
San Mateo	0419000347S	State-Managed	In San Mateo County, near La Honda, at 3.4 mi east of Pescadero Rd Construct Soldier Pile and Lagging Wall	ER	ER-39B2001	2/9/2022	\$3,943,036.20	\$0
San Mateo	0419000351S	State-Managed	In San Mateo County, near Montara, at 0.9 mi south of Devil's Slide Tunnel Construct Secant Pile Tie-Back Wall	ER	ER-39B4001	2/9/2022	\$3,845,517.89	\$0
San Mateo	042A5434S	State-Managed	In San Mateo County about 0.6 mi west of San Carlos at Pulgas Ridge Vista Point Upgrading Vista Point for ADA Compliance (TC)	IM	IM-2801131	2/24/2022	\$134,138.75	\$0
San Mateo	MTC050006	State-Managed	In San Mateo County On US - 101, from City of San Carlos Design Build Ramp Metering System (TC)	NHS	NH-Q101202	5/5/2022	\$118,531.27	\$0
San Mateo	SM-090014	State-Managed	City of San Mateo, on US 101 near Rte 92, Operational Improvements Improve US 101 Operations near Rte 92	NHPP	ACNH-X081034	5/5/2022	\$874,500.00	\$32,825,000
San Mateo	SM-110047	State-Managed	On SR: 82, 92. San Mateo County in San Mateo on Rte 92 from Alameda De Las Pulgas Overcrossing to the Hayward Park Overhead and on Rte 82 from W 20th Interchange Improvements (TC)	NHPP	NH-X081030	11/5/2021	(\$262,763.67)	\$0

[TABLE 1: FHWA AND STATE-MANAGED OBLIGATIONS, FFY2021-22]

County	TIP ID/EA	Agency	Project Name	Program	FPN	Obligation Date	Obligation Amount	Funds in TIP Later than 2022
San Mateo	VAR110003	State-Managed	On I-280 near Woodside from 0.5 mi n/o Sand Hill Rd o/c to 280/92 Separation Replace PCC, Cold Plane AC and Place RHMA-G (TC)	NHPP	NHPI-2801144	11/18/2021	(\$0.30)	\$0
San Mateo	VAR110005	State-Managed	Near Half Moon Bay Approximately 0.8 mi west of Pilarcitos Creek Rd Storm Damage Repair (TC)	STP	STP-P092039	12/15/2021	\$11,728.10	\$0
San Mateo	VAR170007	State-Managed	On SR: 35. Santa Clara and San Mateo Counties in and near Portola Valley and Woodside from Rte 9 to Rte 84 Install Curve Warning Signs, Striping and Pavement Marking.	HSIP	AC-HSSTG-P035012	5/5/2022	\$151,000.00	\$162,737,000
San Mateo	VAR170007	State-Managed	On SR: 35. Santa Clara and San Mateo Counties in and near Portola Valley and Woodside from Rte 9 to Rte 84 Install Curve Warning Signs, Striping and Pavement Marking.	HSIP	HSSTG-P035012	9/12/2022	\$2,349,000.00	\$162,737,000
San Mateo	VAR170008	State-Managed	San Mateo County about 11 mi south of Pescadero Creek Rd at 3.0 mi so of Pigeon Point Rd. Storm Damage Repair (TC)	STP	ST-P001629	12/14/2021	\$7,595.36	\$80,162,000
San Mateo	VAR170008	State-Managed	On SR: 82. San Mateo County, in South San Francisco at 0.1 mi north of Francisco Dr Construct Soldier Pile Wall	NHPP	NH-P082031	5/5/2022	\$2,520,100.00	\$80,162,000
San Mateo	VAR170008	State-Managed	On SR: 280. San Mateo County in San Bruno from Whitman Way Undercrossing to 0.1 south of San Bruno Ave Undercrossing. Reconstruct Concrete - Lined Ditch and Repair Embankment Slope.	ER	ER-27F4001	6/28/2022	(\$221,611.12)	\$80,162,000
San Mateo	VAR170011	State-Managed	On SR: 101. Santa Clara County, in San Jose from 0.3 mi south to 0.1 mi north of Yerba Buena Rd undercrossing and from 0.1 mi south of E. Hedding Rd Overcrossing to 10th Highway Planting Restoration	NHPP	NH-Q101397	4/26/2022	\$2,543,400.00	\$6,844,000
San Mateo	VAR170017	State-Managed	In the City San Mateo, Caltrain Railroad Grade Crossing at 5th Ave in the County of San Mateo Highway-Railroad Grade Crossing Safety Improvements and Hazard Elimination, Match With Toll Credits, (TC)	Other-Federal	STPLR-7500280	9/20/2022	\$2,030,160.00	\$11,850,000
San Mateo	VAR170017	State-Managed	City of San Mateo at 4th Ave and the Peninsula Corridor Joint Powers Board, California Section 130 Grade Crossing Improvement Project. Highway-Railroad Grade Crossing Hazard Elimination (TC)	Other-Federal	STPLR-7500281	9/20/2022	\$882,500.00	\$11,850,000
San Mateo	VAR170012	Woodside	Portola Rd over Alembique Creek (Br #35C0055) Bridge Replacement	HBP	BRLS-5333012	6/21/2022	\$1,670,441.00	\$527,709,961
San Mateo	VAR170012	Woodside	Old La Honda Rd. Bridge Rehab - 35C0190	HBP	BRLS-5333017	12/21/2021	\$956,028.00	\$527,709,961
Santa Clara	SCL170035	Campbell	Campbell - Winchester Blvd Overlay	STP	STPL-5306031	3/4/2022	(\$56,195.14)	\$0
Santa Clara	SCL190042	Campbell	Harriet Avenue Sidewalk Improvements	CMAQ	CML-5306032	12/29/2021	\$1,000,000.00	\$0
Santa Clara	SCL170037	Cupertino	Cupertino Pavement Maintenance Phase 2	STP	STPL-5318031	5/5/2022	(\$0.01)	\$0
Santa Clara	VAR110045	Cupertino	In Cupertino: Bridges No 37C0011, 37C0012, 37C0017, 37C0220, 37C0290, and 37C0431 Bridge Preventive Maintenance	NHPP	BPMP-5318029	11/18/2021	(\$2,859.22)	\$0
Santa Clara	VAR170002	Cupertino	Homestead/ De Anza TS Safety Improvement H9-04-011	HSIP	HSIPL-5318030	11/26/2021	\$182,300.00	\$32,683,314
Santa Clara	VAR170012	Gilroy	6 Bridges in Gilroy 37C0271, 37C0320, 37C0321, 37C0339, 37C0352, and 37C0363. Bridge Preventive Maintenance Program (BPMP)	HBP	BPMP-5034026	1/12/2022	(\$21,915.06)	\$527,709,961
Santa Clara	VAR170002	Los Gatos	H9-04-015 Los Gatos Guardrail Upgrades	HSIP	HSIPL-5067022	5/6/2022	(\$132,245.42)	\$32,683,314

[TABLE 1: FHWA AND STATE-MANAGED OBLIGATIONS, FFY2021-22]

County	TIP ID/EA	Agency	Project Name	Program	FPN	Obligation Date	Obligation Amount	Funds in TIP Later than 2022
Santa Clara	SCL170063	Morgan Hill	Dunne Avenue Pavement Rehabilitation	STP	STPL-5152022	2/15/2022	\$857,000.00	\$0
Santa Clara	SCL170040	Mountain View	West Middlefield Road Improvements	STP	STPL-5124035	11/15/2021	(\$125,105.06)	\$0
Santa Clara	SCL210022	MTC	Diridon Station Planning & Studies	STP	STPLNI-6084281	6/28/2022	\$1,000,000.00	\$0
Santa Clara	VAR170002	Palo Alto	Page Mill Road Safety Project H8-04-019	HSIP	HSIPL-5100029	4/12/2022	(\$1.00)	\$32,683,314
Santa Clara	SCL050082	San Jose	Bay Trail Reach 9 & 9B	Earmark	HPLUL-5005086	10/21/2021	\$100,000.00	\$0
Santa Clara	SCL050083	San Jose	Coyote Creek Trail (Hwy 237-Story Rd)	Earmark	ATPL-5005146	7/25/2022	\$1,323,901.00	\$0
Santa Clara	SCL050083	San Jose	Coyote Creek Trail (Hwy 237-Story Rd)	ATP-FED	ATPL-5005146	7/25/2022	\$4,046,000.00	\$0
Santa Clara	SCL110107	San Jose	San Jose: Road Rehab and Ped. Facilities	STP	STPL-5005152	10/21/2021	(\$85.38)	\$0
Santa Clara	SCL130018	San Jose	East San Jose Bikeways	CMAQ	CML-5005145	12/21/2021	(\$274,248.60)	\$0
Santa Clara	SCL170030	San Jose	McKee Road Safety Improvements	STP	STPL-5005154	2/10/2022	\$6,994,933.00	\$0
Santa Clara	VAR170002	San Jose	McLaughlin Ave Safety Elements HSIP7-04-022	HSIP	HSIPL-5005157	10/21/2021	(\$349,030.00)	\$32,683,314
Santa Clara	VAR170002	San Jose	H9-04-027 Monterey Road - HSIP Guardrail Upgrade	HSIP	HSIPL-5005165	2/10/2022	\$1,000,000.00	\$32,683,314
Santa Clara	SCL130039	Santa Clara	Santa Clara Non-Infrastructure SR2S Phase 2	CMAQ	CML-5019033	1/24/2022	(\$37,653.32)	\$0
Santa Clara	SCL170056	Santa Clara	Santa Clara School Access Improvements	CMAQ	CML-5019036	2/9/2022	\$1,146,000.00	\$0
Santa Clara	SCL110108	Santa Clara County	Isabel Bridge Replacement (37C0089)	HBP	BRLO-5937176	2/16/2022	(\$167,995.61)	\$0
Santa Clara	SCL130037	Santa Clara County	Capitol Expressway ITS and Bike/Ped Improvements	STP	STPL-5937196	11/18/2021	(\$9,998.43)	\$0
Santa Clara	SCL170019	Santa Clara County	Uvas Road Pavement Rehabilitation	STP	STPL-5937219	5/5/2022	(\$160,718.34)	\$0
Santa Clara	SCL170032	Santa Clara County	McKean Rd Pavement Rehabilitation	STP	STPL-5937220	5/5/2022	(\$154,586.46)	\$0
Santa Clara	VAR110045	Santa Clara County	Bridge #37C0094 Uvas Rd over Uvas Creek	HBP	BRLS-5937123	11/18/2021	\$478,062.00	\$0

[TABLE 1: FHWA AND STATE-MANAGED OBLIGATIONS, FFY2021-22]

County	TIP ID/EA	Agency	Project Name	Program	FPN	Obligation Date	Obligation Amount	Funds in TIP Later than 2022
Santa Clara	VAR170012	Santa Clara County	Alamitos Rd. Bridge @ Alamitos Creek (37C0159) Bridge Replacement/Seismic Ret (TC)	HBP	STPLZ-5937058	4/4/2022	\$8,985,640.00	\$527,709,961
Santa Clara	VAR170012	Santa Clara County	Aldercroft Heights Rd over Los Gatos Creek 2.38 mi south of Los Gatos SC Rd. Bridge 37C0508 Replace Existing One-Lane Bridge with a New 2-Lane Bridge, Not Capacity Increasing.(TC)	HBP	BRLO-5937207	7/18/2022	\$500,000.00	\$527,709,961
Santa Clara	VAR170012	Santa Clara County	Aldercroft Heights Rd over Los Gatos Creek, 2.12 mi south of Los Gatos Creel Rd. Bridge 37C0507 Replace Existing One Lane Bridge with a New 2 Lane Bridge, Not Capacity Increasing.(TC)	HBP	BRLO-5937206	7/18/2022	\$500,000.00	\$527,709,961
Santa Clara	VAR170012	Santa Clara County	Alder Croft Heights Rd over Hooker Creek, 2.12 mi south of Los Gatos SC Rd. Bridge No. 37C0506 Replace Existing One Lane Bridge with a New Two Lane Bridge. Not Capacity Increasing (TC)	HBP	BRLO-5937205	7/20/2022	\$500,000.00	\$527,709,961
Santa Clara	SCL130027	Saratoga	Saratoga Village Sidewalk Rehabilitation	STP	STPL-5332023	10/21/2021	(\$16,936.36)	\$0
Santa Clara	0017000251L	State-Managed	Dusterberry Way In The City Of Fremont At The Upr Track Grade Crossing Hazard Elimination (Tc)	Other-Federal	STPLR-7500257	12/23/2021	\$50,000.00	\$0
Santa Clara	0417000290S	State-Managed	In Santa Clara Co., near Saratoga, from the Santa Cruz County Line to Sanborn Rd. Emergency Relief - Emergency Opening Storm Damage Repairs.	ER	ER-31SY001	1/13/2022	(\$59,299.52)	\$0
Santa Clara	0417000304S	State-Managed	On SR: 152. In Santa Clara County, near Gilroy, at 1.5 mi east of Pole Line Rd Off-Haul Slide Debris, Grading, Construct Debris Barrier	ER	ER-31TJ001	2/9/2022	\$1,519,900.00	\$0
Santa Clara	0417000307S	State-Managed	On SR: 17, 85. In Santa Clara County, near Los Gatos, at north of Idylwild Rd Reconstruct Culverts, Repair Slope, Injection Grouting	ER	ER-31TH001	2/9/2022	\$2,455,700.00	\$0
Santa Clara	0417000335S	State-Managed	In Santa Clara County, near San Jose, at 2.0 mi west of Quimby Rd Construct Tie-Back Wall and Sheet Pile Wall	ER	ER-31T1001	3/10/2022	(\$93.35)	\$0
Santa Clara	0417000352S	State-Managed	On SR: 35. In Santa Clara County, near Los Gatos, at 1.2 mi north of Las Cumbres Rd Construct Soldier Pile Walls.	ER	ER-31TC001	1/26/2022	\$11,958,000.00	\$0
Santa Clara	0417000440S	State-Managed	On SR: 85, 101. In Santa Clara County, in San Jose, at the Rte 85 Separation Inject Expanded Polyurethane Material, Repair AC Pavement and Approach Slabs	ER	ER-31TL001	2/10/2022	(\$4,459.19)	\$0
Santa Clara	SCL110002	State-Managed	Santa Clara County - US 101 from near SR 237 in Sunnyvale to I-880 in San Jose Convert Existing HOV Lanes to Express Lanes and Add a Second Express Lane in Each Direction On US 101 (TC)	NHPP	ACNH-Q101367	6/21/2022	\$5,000,000.00	\$0
Santa Clara	VAR110003	State-Managed	Santa Clara County at Various Locations Replace the Overhead Sign Panels (TC)	NHPP	NHP-X085057	11/5/2021	(\$319,987.09)	\$0
Santa Clara	VAR170004	State-Managed	Santa Clara County in San Jose from Rte 87/880 Separation to Rte N87-N101 / 101 Connector Separation. Cold Plane AC Pavement and Overlay with RHMA-G	NHPP	NH-P087033	3/7/2022	(\$1,649,038.48)	\$0
Santa Clara	VAR170004	State-Managed	Santa Clara County in San Jose from Rte 87/880 Separation to Rte N87-N101 / 101 Connector Separation. Cold Plane AC Pavement and Overlay with RHMA-G	NHPP	NH-P087033	8/10/2022	\$1,101,164.86	\$0
Santa Clara	VAR170005	State-Managed	Santa Clara County Restore Non-Operational Vehicle Detection Devices	NHPP	NH-X085061	4/25/2022	\$5,150,800.00	\$284,103,000
Santa Clara	VAR170006	State-Managed	On SR: 17. Santa Clara County in and near Los Gatos and San Jose from Hebard Rd to Rte 17/280 Separation Cold Plan and Pave AC, Remove and Install Culverts, Upgrade Curb Ramp.	NHPP	NH-P017117	5/9/2022	\$51,614,800.00	\$873,020,000
Santa Clara	VAR170007	State-Managed	On SR: 101. Santa Clara County in and near San Martin and Morgan Hill from 0.3 mi south of Buena Vista Overcrossing to E. Main Ave Overcrossing. Construct Rumble Strips, Concrete Barrier.	HSIP	HSNHG-Q101356	10/21/2021	(\$558,997.57)	\$162,737,000

[TABLE 1: FHWA AND STATE-MANAGED OBLIGATIONS, FFY2021-22]

County	TIP ID/EA	Agency	Project Name	Program	FPN	Obligation Date	Obligation Amount	Funds in TIP Later than 2022
Santa Clara	VAR170007	State-Managed	On SR: 152. In Santa Clara County near Gilroy from 0.6 mi west to 0.2 mi east of Prunedale. Drainage Improvements and Shoulder Widening (TC)	HSIP	HSNH-P152094	11/5/2021	(\$70.21)	\$162,737,000
Santa Clara	VAR170007	State-Managed	On SR: 280. Santa Clara County in and near San Jose from S280-N101/101 Separation to Rte 17/280 Separation Minor Concrete, MGS Railing, HMA and HMA Dike.	NHPP	IM-2801153	6/21/2022	\$3,864,500.00	\$162,737,000
Santa Clara	VAR170008	State-Managed	In Santa Clara County in Saratoga on Rte 9 north of Pierce Rd (PM 5.97) Install Rock Slope Protection and Replace Culvert	ER	ER-29S6005	1/12/2022	\$113,534.06	\$80,162,000
Santa Clara	VAR170008	State-Managed	On SR: 101. Santa Clara County near Gilroy at Sargent Bridge and Overhead Install Steel Piles, Densify Soil, Construct Approach Slabs and RSP	ER	ER-27F6001	9/12/2022	\$2,720,397.59	\$80,162,000
Santa Clara	SCL130029	Sunnyvale	Fair Oaks Avenue Bikeway and Street Enhancements	CMAQ	CML-5213051	12/21/2021	(\$9,133.63)	\$0
Santa Clara	SCL130029	Sunnyvale	Fair Oaks Avenue Bikeway and Street Enhancements	STP	STPL-5213051	12/21/2021	(\$31,639.68)	\$0
Santa Clara	SCL130030	Sunnyvale	Maude Avenue Bikeway and Streetscape	CMAQ	CML-5213057	5/6/2022	(\$156,218.98)	\$0
Santa Clara	SCL170017	Sunnyvale	Sunnyvale SNAIL Neighborhood Improvements	ATP-FED	ATPL-5213068	6/16/2022	\$780,000.00	\$0
Santa Clara	SCL170022	Sunnyvale	Java Dr Road Diet and Bike Lanes	CMAQ	CML-5213064	1/24/2022	\$128,788.00	\$0
Santa Clara	SCL170024	Sunnyvale	East Sunnyvale Area "Sense of Place"	CMAQ	CML-5213060	2/15/2022	\$1,741,000.00	\$0
Santa Clara	SCL170026	Sunnyvale	Lawrence Station Area Sidewalks & Bike Facilities	CMAQ	CML-5213065	1/13/2022	\$286,000.00	\$0
Santa Clara	SCL170027	Sunnyvale	Sunnyvale Traffic Signal Upgrades/Replacements	STP	STPL-5213063	10/28/2021	\$2,366,000.00	\$0
Santa Clara	SCL170057	Sunnyvale	Sunnyvale Ped and Bike Infrastructure Improvements	CMAQ	CML-5213073	2/9/2022	\$919,000.00	\$0
Santa Clara	VAR170002	Sunnyvale	Advance Dilemma Zone Detection Phase 1	HSIP	HSIPL-5213058	10/21/2021	(\$107,461.16)	\$32,683,314
Santa Clara	VAR170002	Sunnyvale	Advance Dilemma Zone Detection Phase 1	HSIP	HSIPL-5213058	2/23/2022	\$68,488.16	\$32,683,314
Santa Clara	VAR170002	Sunnyvale	Advance Dilemma Zone Detection Phase 1	HSIP	HSIPL-5213058	2/23/2022	\$11,728.10	\$32,683,314
Santa Clara	VAR170002	Sunnyvale	H9-04-034 Advanced Dilemma Zone Detection Phase 2	HSIP	HSIPL-5213071	6/13/2022	\$985,500.00	\$32,683,314
Santa Clara	VAR170012	Sunnyvale	Fair Oaks Ave over Caltrain & UPRR, Bridge #37C0765	HBP	BHLS-5213039	2/15/2022	\$5,051,908.00	\$527,709,961
Santa Clara	SCL110125	VTA	Local PDA Planning - Santa Clara	STP	STPL-6264074	10/21/2021	(\$72,098.14)	\$0

[TABLE 1: FHWA AND STATE-MANAGED OBLIGATIONS, FFY2021-22]

County	TIP ID/EA	Agency	Project Name	Program	FPN	Obligation Date	Obligation Amount	Funds in TIP Later than 2022
Santa Clara	SCL110125	VTA	Local PDA Planning - Santa Clara	STP	STPL-6264075	1/26/2022	(\$35,954.31)	\$0
Santa Clara	SCL110125	VTA	Local PDA Planning - Santa Clara	STP	STPL-6264074	2/10/2022	\$7,395.92	\$0
Solano	SOL170011	Benicia	Benicia - Park Road Improvements	CMAQ	STPCML-5003031	9/20/2022	\$2,000,000.00	\$0
Solano	SOL170011	Benicia	Benicia - Park Road Improvements	STP	STPCML-5003031	9/20/2022	\$731,000.00	\$0
Solano	VAR170002	Benicia	Benicia: H9-04-005 Guardrail Upgrades	HSIP	HSIPL-5003032	9/20/2022	\$861,000.00	\$32,683,314
Solano	VAR170002	Benicia	Benicia H9-04-006 Pedestrian Crossing Enhancements	HSIP	HSIPL-5003033	9/20/2022	\$222,000.00	\$32,683,314
Solano	SOL110003	Fairfield	Jepson: Vanden Road from Peabody to Leisure Town	STP	RPSTPL-5132045	10/21/2021	(\$1,072,040.88)	\$0
Solano	SOL170010	Fairfield	Grange Middle School SR2S and Pavement Preservation	CMAQ	CML-5132049	4/12/2022	\$260,000.00	\$0
Solano	SOL170010	Fairfield	Grange Middle School SR2S and Pavement Preservation	STP	CML-5132049	4/12/2022	\$2,100,000.00	\$0
Solano	VAR170002	Fairfield	Fairfield: HSIP 9 HAWK Installation H9-04-014	HSIP	HSIPL-5132051	5/23/2022	\$1,226,771.00	\$32,683,314
Solano	VAR170002	Fairfield	Fairfield: H9-04-013 Guardrail Project	HSIP	HSIPL-5132052	6/26/2022	\$655,400.00	\$32,683,314
Solano	VAR170002	Fairfield	Fairfield Signalized Intersection Improvements	HSIP	HSIPL-5132050	7/25/2022	\$935,150.00	\$32,683,314
Solano	VAR170002	Rio Vista	Rio Vista: H9-04-026 Pedestrian Crossings	HSIP	HSIPL-5099015	11/18/2021	\$204,600.00	\$32,683,314
Solano	SOL130007	Solano County	Suisun Vallley Bicycle and Pedestrian Imps	STP	STPL-5923109	10/21/2021	(\$65,772.47)	\$6,000,000
Solano	VAR110007	Solano County	Cordelia-Lake Herman Rd Safety	HSIP	HSIPL-5923114	5/5/2022	(\$2,894.67)	\$0
Solano	SOL210006	STA	Solano Connected Mobility Implementation Plan	STP	STPLNI-6249052	6/1/2022	\$500,000.00	\$0
Solano	0417000273S	State-Managed	In Solano County, near Dixon, at 1.5 mi north of Creed Rd Reconstruct Culvert and Roadway	ER	ER-31SP001	4/21/2022	(\$25,286.88)	\$0
Solano	0418000139S	State-Managed	Washout Causing Drainage Inlet to Plug, Resulting in Flooding of Frontage Rd along SB Rte 505, near Offramp to Allendale Rd, in Allendale, Solano County. Emergency Project	ER	ER-31TG005	1/26/2022	\$368,100.00	\$0
Solano	0418000292L	State-Managed	Gibson Canyon Rd. from 0.3 mi north of Pamela Ln to 0.31 mi north of Pamela Ln. Emergency Road Closure. Repair Slope Failure.	ER	ER-32L0447	11/15/2021	(\$56,099.70)	\$0

[TABLE 1: FHWA AND STATE-MANAGED OBLIGATIONS, FFY2021-22]

County	TIP ID/EA	Agency	Project Name	Program	FPN	Obligation Date	Obligation Amount	Funds in TIP Later than 2022
Solano	MTC050011	State-Managed	Near Rio Vista, from Azevedo Rd to Liberty Island Rd Shoulder Widening (TC)	STP	STP-P012105	9/12/2022	(\$1,152,222.66)	\$0
Solano	SOL110001	State-Managed	Solano County in Fairfield and Vacaville from 1.0 mi west of Red Top Rd Undercrossing to 0.4 mi east of Leisure Town Rd Crossing Highway Widening, Overhead Signs, and Electronic Toll System-(TC)	NHPP	ACIM-0802375	6/16/2022	\$6,859,000.00	\$0
Solano	VAR110044	State-Managed	In Solano County in the near Vacaville at Meridian Rd Overcrossing and at Midway Rd Overcrossing. Rehabilitate and Replace Bridge. (TC)	HPP	IM-0802368	11/10/2021	(\$1,065,575.98)	\$0
Solano	VAR170007	State-Managed	On SR: 12, 113. Solano County near Rio Vista on Rte 12 from 0.2 mi east to 0.2 mi east of Rte 113 and on Rte 113 from Rte 12 to 0.2 mi north of Rte 12 Install Single Lane Roundabout	HSIP	HSNHG-X095032	7/1/2022	\$220,000.00	\$162,737,000
Solano	VAR170007	State-Managed	On SR: 12, 113. Solano County near Rio Vista on Rte 12 from 0.2 mi east to 0.2 mi east of Rte 113 and on Rte 113 from Rte 12 to 0.2 mi north of Rte 12 Install Single Lane Roundabout	HSIP	HSNHG-X095032	7/14/2022	(\$897,849.30)	\$162,737,000
Solano	VAR170008	State-Managed	In Solano County, near Vacaville, at Allendale Rd; To Construct Rock Slope Protection at Washout;	ER	ER-31TQ002	2/10/2022	\$117,209.60	\$80,162,000
Solano	VAR170010	State-Managed	On SR: 29, 80. Solano County in Vallejo on Rte 80 from 0.2 mi north of Carquinez Bridge to Plaza to 0.3 miles south of Magazine St Overcrossing and at Rte 80/29 Bridge Replacement	NHPP	ACIM-0802374	6/13/2022	\$12,000,000.00	\$511,927,000
Solano	VAR170002	Vacaville	H9-04-036 Vacaville Ped Crossing Enhancements	HSIP	HSIPL-5094072	4/4/2022	(\$4,559.08)	\$32,683,314
Solano	VAR170002	Vacaville	H9-04-035 Vacaville Signal Improvements	HSIP	HSIPL-5094071	7/18/2022	\$2,027,700.00	\$32,683,314
Solano	VAR170012	Vacaville	Buck Ave over Alamo Creek Br No #23C0011 Bridge Replacement	HBP	BRLS-5094066	6/28/2022	\$3,475,688.00	\$527,709,961
Solano	SOL150004	Vallejo	STA SR25 Infrastructure and Non-infrastructure	ATP-FED	ATPL-5030062	6/28/2022	(\$7,125.00)	\$0
Solano	SOL190004	Vallejo	Vallejo - Sacramento St Road Diet and Rehab	STP	STPL-5030067	2/24/2022	\$681,000.00	\$0
Solano	VAR170002	Vallejo	H9-04-038 Vallejo HSIP 5 Pedestrian Crossings	HSIP	HSIPL-5030066	3/16/2022	\$221,000.00	\$32,683,314
Solano	VAR170002	Vallejo	H9-04-037 Vallejo: HSIP 6 HAWK Installation	HSIP	HSIPL-5030065	6/28/2022	\$1,155,800.00	\$32,683,314
Solano	VAR170012	Vallejo	Sacramento Street Bridge (23C0152)	HBP	STPLZ-5030056	3/10/2022	\$2,466,379.00	\$527,709,961
Sonoma	SON130016	Cloverdale	Cloverdale - Safe Routes to School Phase 2	STP	STPL-5039023	4/25/2022	(\$82,075.71)	\$0
Sonoma	SON210002	Cotati	Cotati Downtown-Civic Center Connectivity Safety	STP	STPL-5383014	9/20/2022	\$1,008,000.00	\$1,492,000
Sonoma	SON170024	Healdsburg	Healdsburg Avenue Complete Streets Improvements	Earmark	STPL-5027023	8/29/2022	\$36,830.74	\$900,000
Sonoma	SON170024	Healdsburg	Healdsburg Avenue Complete Streets Improvements	STP	STPL-5027023	9/12/2022	\$600,000.00	\$900,000

[TABLE 1: FHWA AND STATE-MANAGED OBLIGATIONS, FFY2021-22]

County	TIP ID/EA	Agency	Project Name	Program	FPN	Obligation Date	Obligation Amount	Funds in TIP Later than 2022
Sonoma	SON210003	Healdsburg	Healdsburg Electric Bike Share	STP	STPLNI-5027022	6/24/2022	\$250,000.00	\$0
Sonoma	SON210004	Rohnert Park	Rohnert Park Pedestrian Safety Improvements	STP	STPL-5379025	7/25/2022	\$522,000.00	\$0
Sonoma	SON170023	Santa Rosa	Santa Rosa Pavement Rehab of Various Streets	STP	STPL-5028085	5/23/2022	\$1,655,000.00	\$0
Sonoma	SON190011	Santa Rosa	SantaRosa Downtown Comm Infrastructure Enhancement	STP	STPL-5028084	3/4/2022	\$400,000.00	\$0
Sonoma	VAR170002	Santa Rosa	Flashing Yellow Arrow Signal Conversion H8-04-026	HSIP	HSIPL-5028078	2/10/2022	(\$364,366.82)	\$32,683,314
Sonoma	SON210005	Sebastopol	SR 116 and Bodega Ave Pedestrian Improvements	STP	STPL-5123018	9/20/2022	\$476,000.00	\$0
Sonoma	SON110025	Sonoma County	Replace Hauser Bridge over Gualala River 20C0240	HBP	BRLO-5920125	12/21/2021	(\$0.20)	\$0
Sonoma	VAR170012	Sonoma County	Freestone Flat Rd Br over Salmon Creek, 0.2 mi E of Bohemian Hwy Replace 1-Ln with 2-Ln (TC)	HBP	BRLO-5920127	4/4/2022	\$400,000.00	\$527,709,961
Sonoma	VAR170012	Sonoma County	Wohler Rd over Russian River Br #20C0155 Seismic Retrofit (TC)	HBP	STPLZ-5920137	4/8/2022	\$350,000.00	\$527,709,961
Sonoma	VAR170012	Sonoma County	In Sonoma County at Watmaugh Rd Bridge Bridge Replacement	HBP	BRLS-5920092	5/6/2022	\$221,325.00	\$527,709,961
Sonoma	VAR170012	Sonoma County	Wohler Rd, 0.1 mi north of the River Rd- Wohler Rd Intersection, west of US Hwy 101 at River Rd Exit. Br No. 20C0139 Wohler Rd Mitigation Planting & Monitoring (TC)	HBP	STPLZ-5920181	9/20/2022	\$198,271.88	\$527,709,961
Sonoma	VAR170012	Sonoma County	On River Rd at Gill Creek about 2.0 mi NW of State Hwy 128. Br. No 20C0406 Replace Bridge (TC)	HBP	BRLO-5920144	9/22/2022	\$281,750.00	\$527,709,961
Sonoma	0417000381S	State-Managed	On SR: 116. In Sonoma County, near Petaluma, from 0.6 mi to 0.9 mi east of Lakeville Highway. Reconstruct Embankment with Lightweight Fill.	ER	ER-31T2001	7/25/2022	\$548.58	\$0
Sonoma	0418000272L	State-Managed	Fitch Mountain Rd Mud Flow Slip Out ver Road, Down Trees and Road Settlement, Damage to Base and Pavement Closing Two Lanes Due to Winter Storms.	ER	ER-32L0502	6/28/2022	\$336,750.25	\$0
Sonoma	0418000273L	State-Managed	Calistoga Rd Slope Erosion Slip Out Adjacent to Creek, Road Damage to Asphalt and Road Base and Support Slope Due to Winter Storms.	ER	ER-32L0503	5/13/2022	\$704,264.43	\$0
Sonoma	0418000273L	State-Managed	Calistoga Rd Slope Erosion Slip Out Adjacent to Creek, Road Damage to Asphalt and Road Base and Support Slope Due to Winter Storms.	ER	ER-32L0503	6/28/2022	\$521,200.28	\$0
Sonoma	0418000273L	State-Managed	Calistoga Rd Slope Erosion Slip Out Adjacent to Creek, Road Damage to Asphalt and Road Base and Support Slope Due to Winter Storms.	ER	ER-32L0503	6/28/2022	(\$521,200.28)	\$0
Sonoma	0419000284S	State-Managed	On SB Lane of Rte 1 at 0.4 mi north of Calle Del Sol, near Carmet, in Sonoma County. Construct Micropile and Launched Nail Wall.	ER	ER-39B8001	2/9/2022	\$3,464,912.20	\$0
Sonoma	0419000301S	State-Managed	On Rte 1, at 0.6 mi north of Muniz Ranch Rd, near Jenner, in Sonoma County. Replace Failed Culvert, Inject Grout to Fill Voids, and Place RSP.	ER	ER-39B9001	2/16/2022	\$644,400.00	\$0

[TABLE 1: FHWA AND STATE-MANAGED OBLIGATIONS, FFY2021-22]

County	TIP ID/EA	Agency	Project Name	Program	FPN	Obligation Date	Obligation Amount	Funds in TIP Later than 2022
Sonoma	0421000397L	State-Managed	Stewarts Point/Skaggs Springs Road Restoration	ER	ER-40A0103	2/24/2022	\$230,178.00	\$0
Sonoma	0421000398L	State-Managed	Stewarts Points/Skaggs Springs Landslide 500 Ft L * 40Ft W * 800 Ft (Slope Length) near Wheatfield Fork of Gualala River .	ER	ER-40A0102	2/24/2022	\$575,445.00	\$0
Sonoma	0421000400L	State-Managed	There Are 2 Locations : Stewarts Point/Skaggs Springs Rd PM 13.61 and Stewarts Point/Skaggs Springs Rd PM 13.97 Restoration.	ER	ER-40A0104	2/24/2022	\$424,944.00	\$0
Sonoma	0422000362L	State-Managed	Stewarts Point Skaggs Springs Rd Replace Damaged Guardrails, Erosion Control and Hygro Mulching Due to Damage LNU Complex Fires.	ER	ER-15A5042	5/13/2022	\$538,530.00	\$0
Sonoma	04245402/9S	State-Managed	Son 101 from Rte 12 to Steele Ln Widen Freeway to 6 Lanes	NHS	NH-Q101065	8/10/2022	\$40,912.06	\$0
Sonoma	SON110001	State-Managed	In the City of Santa Rosa at College Ave Undercrossing Major Widening Project (TC)	NHPP	NHP-Q101236	1/24/2022	\$24,322.60	\$0
Sonoma	VAR110005	State-Managed	On SR: 116. Near Guernville, 1.1 mi east of Mays Canyon Rd Repair Embankment	ER	ER-47C6004	7/6/2022	(\$128,717.43)	\$0
Sonoma	VAR170008	State-Managed	On SR: 101. Sonoma County near Cloverdale at 1.6 mi north of Rte 101/128 Separation Install Rock Slope Protection and Roadway Excavation	ER	ER-29S7004	1/26/2022	\$1,912,700.00	\$80,162,000
Sonoma	VAR170008	State-Managed	Near Schellville, from 0.2 mi to 0.8 mile north of Rama Rd. Restore Structural Integrity of the Existing Roadway by Injecting Polyurethane to Density the Soil Below and Minimizing Future Settlement, Grind	ER	ER-31TT005	2/9/2022	\$1,300,505.00	\$80,162,000
Sonoma	VAR170008	State-Managed	On SR: 101. Sonoma County near Cloverdale at 1.6 mi north of Rte 101/128 Separation Install Rock Slope Protection and Roadway Excavation	ER	ER-29S7004	6/1/2022	(\$619,700.00)	\$80,162,000
						Total Obligations:	\$748,747,469.77	

[TABLE 2: FEDERAL TRANSIT ADMINISTRATION OBLIGATIONS, FFY 2021-22]

County	TIP ID	Operator	Project Name	FTA Grant Number	Fund Type	Fund Source	FTA Grant Date	FTA Grant Amount	Funding in TIP Later than 2022
Alameda	ALA210017	AC Transit	Tempo Quick Build Transit Lane Delineation	CA-2022-063	Federal	STP*	6/20/2022	\$300,000	\$0
Alameda	ALA210018	AC Transit	AC Transit: Quick Builds Transit Lanes	CA-2022-063	Federal	STP*	6/20/2022	\$954,000	\$0
Alameda	ALA190014	BART	BART-Elevator Renovation program	CA-2022-200	Federal	5337	9/23/2022	\$7,000,000	\$26,250,000
Alameda	ALA210030	BART	Macarthur Station Mobility Hub Improvements	CA-2022-223	Federal	CMAQ*	9/23/2022	\$539,084	\$0
Alameda	ALA210030	BART	Macarthur Station Mobility Hub Improvements	CA-2022-223	Federal	CMAQ*	9/23/2022	\$210,916	\$0
Alameda	ALA210003	LAVTA	LAVTA Replacement 40' Hybrid Buses	CA-2022-031	Federal	5307	2/17/2022	\$6,012,375	\$0
Alameda	ALA210003	LAVTA	LAVTA Replacement 40' Hybrid Buses	CA-2022-031	Federal	5307	2/17/2022	\$1,434,589	\$0
Alameda	ALA210003	LAVTA	LAVTA Replacement 40' Hybrid Buses	CA-2022-031	Federal	5339	2/17/2022	\$2,953,728	\$0
Alameda	ALA210003	LAVTA	LAVTA Replacement 40' Hybrid Buses	CA-2022-031	Federal	5339	2/17/2022	\$440,308	\$0
Alameda	ALA210004	LAVTA	LAVTA Fareboxes for Replacement Vehicles	CA-2022-031	Federal	5307	2/17/2022	\$265,613	\$0
Alameda	ALA210005	LAVTA	LAVTA AVLs for Replacement Vehicles	CA-2022-031	Federal	5307	2/17/2022	\$417,792	\$0
Alameda	ALA210006	LAVTA	LAVTA Radios for Replacement Vehicles	CA-2022-031	Federal	5307	2/17/2022	\$50,432	\$0
Alameda	ALA210016	LAVTA	LAVTA Passenger Facilities Enhancements	CA-2022-182	Federal	STP*	9/13/2022	\$182,000	\$0
Alameda	ALA210016	LAVTA	LAVTA Passenger Facilities Enhancements	CA-2022-182	Federal	STP*	9/13/2022	\$1,818,000	\$0
Contra Costa	CC-030035	ECCTA	Tri-Delta: ADA Operating Assistance	CA-2022-096	Federal	5307	7/19/2022	\$552,085	\$0
Contra Costa	CC-030035	ECCTA	Tri-Delta: ADA Operating Assistance	CA-2022-096	Federal	5307	7/19/2022	\$571,422	\$0
Contra Costa	CC-030035	ECCTA	Tri-Delta: ADA Operating Assistance	CA-2022-096	Federal	5307	7/19/2022	\$541,024	\$0
Contra Costa	CC-030035	ECCTA	Tri-Delta: ADA Operating Assistance	CA-2022-096	Federal	5307	7/19/2022	\$556,469	\$0
Contra Costa	CC-070092	ECCTA	ECCTA: Transit Bus Replacements	CA-2022-095	Federal	5339	7/19/2022	\$1,008,128	\$3,307,500
Contra Costa	CC-210016	WCCTA	WestCAT Purchase Double Decker Vehicles	CA-2022-185	Federal	5307	9/2/2022	\$1,678,400	\$0
Marin	MRN990017	GGBHTD	GGBHTD: Ferry Channel and Berth Dredging	CA-2022-092	Federal	5337	8/2/2022	\$5,350,000	\$0
Marin	MRN210004	MCTD	MCTD: Replace Paratransit Vehicles	CA-2022-158	Federal	5307	8/30/2022	\$412,000	\$0
Regional/Multi-County	REG170017	BART	BART Transbay Core Capacity Improvements	CA-2020-047-04	Federal	5309	9/7/2022	\$43,300,000	\$1,179,334,866
Regional/Multi-County	REG170017	BART	BART Transbay Core Capacity Improvements	CA-2020-047-04	Federal	5309	9/7/2022	\$100,000,000	\$1,179,334,866
Regional/Multi-County	SM-050041	Caltrain	Caltrain: Signal/Communication Rehab. & Upgrades	CA-2022-121	Federal	5337	8/15/2022	\$851,467	\$2,750,000
Regional/Multi-County	SM-050041	Caltrain	Caltrain: Signal/Communication Rehab. & Upgrades	CA-2022-121	Federal	5337	8/15/2022	\$1,702,933	\$2,750,000
Regional/Multi-County	REG170022	MTC	Clipper 2.0 Fare Payment System	CA-2020-232-02	Federal	CMAQ*	9/21/2022	\$15,000,000	\$66,760,610
Regional/Multi-County	REG170022	MTC	Clipper 2.0 Fare Payment System	CA-2020-232-02	Federal	STP*	9/21/2022	\$15,000,000	\$66,760,610
Regional/Multi-County	VAR170025	MTC	GL: Lifeline Transportation Program Cycle 5 and 6	CA-2022-030	Federal	5307	1/25/2022	\$391,303	\$0
Regional/Multi-County	VAR170025	MTC	GL: Lifeline Transportation Program Cycle 5 and 6	CA-2022-030	Federal	5307	1/25/2022	\$213,317	\$0
Regional/Multi-County	VAR170025	MTC	GL: Lifeline Transportation Program Cycle 5 and 6	CA-2022-030	Federal	5307	1/25/2022	\$172,213	\$0
Regional/Multi-County	VAR170025	MTC	GL: Lifeline Transportation Program Cycle 5 and 6	CA-2022-030	Federal	5307	1/25/2022	\$370,457	\$0
Regional/Multi-County	VAR170025	MTC	GL: Lifeline Transportation Program Cycle 5 and 6	CA-2022-030	Federal	5307	1/25/2022	\$500,000	\$0
Regional/Multi-County	VAR170025	MTC	GL: Lifeline Transportation Program Cycle 5 and 6	CA-2022-096	Federal	5307	7/19/2022	\$199,621	\$0
Regional/Multi-County	VAR170025	MTC	GL: Lifeline Transportation Program Cycle 5 and 6	CA-2022-115	Federal	5307	8/15/2022	\$16,673	\$0
Regional/Multi-County	VAR170025	MTC	GL: Lifeline Transportation Program Cycle 5 and 6	CA-2022-115	Federal	5307	8/15/2022	\$77,510	\$0
Regional/Multi-County	VAR170025	MTC	GL: Lifeline Transportation Program Cycle 5 and 6	CA-2022-111	Federal	5307	8/16/2022	\$79,129	\$0
Regional/Multi-County	VAR170025	MTC	GL: Lifeline Transportation Program Cycle 5 and 6	CA-2022-111	Federal	5307	8/16/2022	\$150,398	\$0
Regional/Multi-County	VAR170025	MTC	GL: Lifeline Transportation Program Cycle 5 and 6	CA-2022-111	Federal	5307	8/16/2022	\$77,528	\$0
Regional/Multi-County	VAR190006	MTC	GL: Transit Operating Assistance	CA-2022-096	Federal	5307	7/19/2022	\$2,456,412	\$32,590,572
Regional/Multi-County	VAR190006	MTC	GL: Transit Operating Assistance	CA-2022-127	Federal	5307	8/29/2022	\$1,601,036	\$32,590,572
Regional/Multi-County	VAR190007	MTC	GL: Transit Preventive Maintenance	CA-2022-008	Federal	5307	12/22/2021	\$5,915,466	\$18,508,222
Regional/Multi-County	VAR190007	MTC	GL: Transit Preventive Maintenance	CA-2022-104	Federal	5307	7/22/2022	\$2,560,000	\$18,508,222
Regional/Multi-County	VAR190007	MTC	GL: Transit Preventive Maintenance	CA-2022-127	Federal	5307	8/29/2022	\$345,554	\$18,508,222
Regional/Multi-County	VAR190007	MTC	GL: Transit Preventive Maintenance	CA-2022-158	Federal	5307	8/30/2022	\$240,398	\$18,508,222
Regional/Multi-County	VAR190007	MTC	GL: Transit Preventive Maintenance	CA-2022-185	Federal	5307	9/2/2022	\$193,600	\$18,508,222
Regional/Multi-County	VAR210003	MTC	GL: Transit ADA Operating Support	CA-2022-031	Federal	5307	2/17/2022	\$258,567	\$76,022,869
Regional/Multi-County	VAR210003	MTC	GL: Transit ADA Operating Support	CA-2022-031	Federal	5307	2/17/2022	\$163,749	\$76,022,869
Regional/Multi-County	VAR210003	MTC	GL: Transit ADA Operating Support	CA-2022-120	Federal	5307	8/15/2022	\$2,325,014	\$76,022,869
Regional/Multi-County	VAR210003	MTC	GL: Transit ADA Operating Support	CA-2022-120	Federal	5307	8/15/2022	\$828,162	\$76,022,869
Regional/Multi-County	VAR210003	MTC	GL: Transit ADA Operating Support	CA-2022-120	Federal	5307	8/15/2022	\$277,868	\$76,022,869
Regional/Multi-County	VAR210003	MTC	GL: Transit ADA Operating Support	CA-2022-127	Federal	5307	8/29/2022	\$313,314	\$76,022,869
Regional/Multi-County	VAR210003	MTC	GL: Transit ADA Operating Support	CA-2022-158	Federal	5307	8/30/2022	\$1,039,640	\$76,022,869
Regional/Multi-County	VAR210003	MTC	GL: Transit ADA Operating Support	CA-2022-185	Federal	5307	9/2/2022	\$359,148	\$76,022,869
Regional/Multi-County	VAR210003	MTC	GL: Transit ADA Operating Support	CA-2022-191	Federal	5307	9/6/2022	\$5,330,519	\$76,022,869
Regional/Multi-County	VAR210003	MTC	GL: Transit ADA Operating Support	CA-2022-146	Federal	5307	9/14/2022	\$206,990	\$76,022,869
Regional/Multi-County	VAR210003	MTC	GL: Transit ADA Operating Support	CA-2022-146	Federal	5307	9/14/2022	\$5,017,050	\$76,022,869
Regional/Multi-County	VAR210005	SMART	SMART Rail and Pathway (Phase 2)	CA-2022-157	Federal	STP*	9/21/2022	\$805,999	\$79,292,574
Regional/Multi-County	REG090054	WETA	WETA: Ferry Channel and Berth Dredging	CA-2022-097	Federal	5337	7/18/2022	\$2,787,600	\$3,256,875
Regional/Multi-County	REG090067	WETA	WETA: Fixed Guideway Connectors	CA-2022-097	Federal	5337	7/18/2022	\$908,500	\$2,583,750

[TABLE 2: FEDERAL TRANSIT ADMINISTRATION OBLIGATIONS, FFY 2021-22]

County	TIP ID	Operator	Project Name	FTA Grant Number	Fund Type	Fund Source	FTA Grant Date	FTA Grant Amount	Funding in TIP Later than 2022
San Francisco	SF-050024	SFMTA	SFMTA:Train Control & Trolley Signal Rehab/Replace	CA-2022-225	Federal	5337	9/21/2022	\$24,272,000	\$30,197,000
San Francisco	SF-090012	SFMTA	Light Rail Vehicle Procurement	CA-2022-225	Federal	5337	9/21/2022	\$108,635,101	\$369,576,912
San Francisco	SF-090035	SFMTA	SFMTA: Paratransit Vehicle Replacements	CA-2022-191	Federal	5307	9/6/2022	\$1,557,360	\$772,000
San Francisco	SF-170018	SFMTA	SFMTA: Motor Coach Mid-Life Overhaul	CA-2022-191	Federal	5307	9/6/2022	\$17,706,666	\$7,952,000
San Francisco	SF-95037B	SFMTA	SF Muni Rail Replacement Program	CA-2022-225	Federal	5337	9/21/2022	\$3,639,000	\$1,527,640
San Francisco	SF-970073	SFMTA	SFMTA: Cable Car Vehicle Renovation Program	CA-2022-225	Federal	5337	9/21/2022	\$2,293,334	\$0
San Francisco	SF-970170	SFMTA	SFMTA Overhead Line Recon and Traction Power Prog	CA-2022-225	Federal	5337	9/21/2022	\$2,930,000	\$11,063,509
San Francisco	SF-99T002	SFMTA	Cable Car Traction Power & Guideway Rehab	CA-2022-225	Federal	5337	9/21/2022	\$2,483,000	\$12,625,000
San Francisco	SF-110053	WETA	WETA: Replace Ferry Vessels	CA-2022-069	Federal	5307	7/18/2022	\$21,157,300	\$0
San Francisco	SF-110053	WETA	WETA: Replace Ferry Vessels	CA-2022-218	Federal	FBP	9/20/2022	\$907,042	\$0
San Francisco	SF-190008	WETA	WETA: Electric Vessels and Related Infrastructure	CA-2022-186	Federal	PFGP	9/7/2022	\$3,440,000	\$0
San Mateo	SM-170010	Caltrain	Caltrain TVM Rehab and Clipper Functionality	CA-2022-121	Federal	5337	8/15/2022	\$693,333	\$4,082,069
San Mateo	SM-170010	Caltrain	Caltrain TVM Rehab and Clipper Functionality	CA-2022-121	Federal	5337	8/15/2022	\$1,386,667	\$4,082,069
San Mateo	SM-210014	SamTrans	SamTrans Bus Replacement	CA-2022-145	Federal	5307	9/7/2022	\$25,730,583	\$119,085,000
San Mateo	SM-210014	SamTrans	SamTrans Bus Replacement	CA-2022-198	Federal	5339	9/13/2022	\$810,572	\$119,085,000
San Mateo	SM-210015	SamTrans	SamTrans Paratransit Vehicle Replacements	CA-2022-145	Federal	5307	9/7/2022	\$3,845,520	\$3,025,589
Santa Clara	SCL050001	VTA	VTA: Standard & Small Bus Replacement	CA-2022-146	Federal	5307	9/14/2022	\$1,841,426	\$56,839,000
Santa Clara	SCL050001	VTA	VTA: Standard & Small Bus Replacement	CA-2022-146	Federal	5307	9/14/2022	\$40,495,717	\$56,839,000
Santa Clara	SCL050001	VTA	VTA: Standard & Small Bus Replacement	CA-2022-146	Federal	5339	9/14/2022	\$3,085,616	\$56,839,000
Santa Clara	SCL050001	VTA	VTA: Standard & Small Bus Replacement	CA-2022-146	Federal	5339	9/14/2022	\$175,241	\$56,839,000
Santa Clara	SCL050002	VTA	VTA: Rail Replacement Program	CA-2022-148	Federal	5337	9/14/2022	\$6,874,000	\$26,200,250
Santa Clara	SCL090044	VTA	VTA: TP OCS Rehab & Replacement	CA-2022-148	Federal	5337	9/14/2022	\$13,120,000	\$14,250,000
Santa Clara	SCL150008	VTA	VTA Track Intrusion Abatement	CA-2022-148	Federal	5337	9/14/2022	\$2,227,200	\$2,323,750
Santa Clara	SCL210017	VTA	VTA Electronic Locker Upgrade and Replacement	CA-2022-106	Federal	STP*	8/30/2022	\$1,987,000	\$0
Santa Clara	SCL210030	VTA	N 1st/Tasman EB Track Switch Mod - TSP Enhancement	CA-2022-148	Federal	5337	9/14/2022	\$1,300,800	\$0
Santa Clara	SCL210030	VTA	N 1st/Tasman EB Track Switch Mod - TSP Enhancement	CA-2022-148	Federal	5337	9/14/2022	\$339,200	\$0
Santa Clara	SCL210031	VTA	VTA Network Switch Replacement Upgrade	CA-2022-148	Federal	5337	9/14/2022	\$736,000	\$0
Santa Clara	SCL210031	VTA	VTA Network Switch Replacement Upgrade	CA-2022-148	Federal	5337	9/14/2022	\$2,944,000	\$0
Santa Clara	SCL210032	VTA	VTA Axle Press Replacement	CA-2022-148	Federal	5337	9/14/2022	\$1,736,300	\$0
Solano	SOL030002	Fairfield	Fairfield/Vacaville Hannigan Station Improvements	CA-2022-188	Federal	STP*	9/8/2022	\$1,900,000	\$14,715,186
Solano	SOL190017	SolTrans	SolTrans Electric Bus Charging Infrastructure	CA-2020-220	Federal	5339	9/26/2022	\$457,580	\$0
Solano	SOL190017	SolTrans	SolTrans Electric Bus Charging Infrastructure	CA-2022-230	Federal	5339	9/26/2022	\$1,850,000	\$0
Solano	SOL190017	SolTrans	SolTrans Electric Bus Charging Infrastructure	CA-2022-230	Federal	5339	9/26/2022	\$1,800,000	\$0
Solano	SOL190017	SolTrans	SolTrans Electric Bus Charging Infrastructure	CA-2022-220	Federal	5339	9/26/2022	\$476,244	\$0
Solano	SOL190017	SolTrans	SolTrans Electric Bus Charging Infrastructure	CA-2022-220	Federal	5339	9/26/2022	\$438,947	\$0
Sonoma	SON170006	Son Co Transit	Sonoma County Transit: Replace 2009 CNG Buses	CA-2022-104	Federal	5307	7/22/2022	\$42,959	\$234,000
Sonoma	SON170006	Son Co Transit	Sonoma County Transit: Replace 2009 CNG Buses	CA-2022-104	Federal	5307	7/22/2022	\$483,330	\$234,000
Sonoma	SON170006	Son Co Transit	Sonoma County Transit: Replace 2009 CNG Buses	CA-2022-104	Federal	5307	7/22/2022	\$622,466	\$234,000
Sonoma	SON170006	Son Co Transit	Sonoma County Transit: Replace 2009 CNG Buses	CA-2022-104	Federal	5307	7/22/2022	\$446,684	\$234,000
Sonoma	SON170006	Son Co Transit	Sonoma County Transit: Replace 2009 CNG Buses	CA-2022-104	Federal	5307	7/22/2022	\$33,199	\$234,000
Sonoma	SON170006	Son Co Transit	Sonoma County Transit: Replace 2009 CNG Buses	CA-2022-104	Federal	5307	7/22/2022	\$484,604	\$234,000
Sonoma	SON170006	Son Co Transit	Sonoma County Transit: Replace 2009 CNG Buses	CA-2022-104	Federal	5307	7/22/2022	\$31,966	\$234,000
Sonoma	SON170006	Son Co Transit	Sonoma County Transit: Replace 2009 CNG Buses	CA-2022-104	Federal	5307	7/22/2022	\$55,655	\$234,000
Sonoma	SON170006	Son Co Transit	Sonoma County Transit: Replace 2009 CNG Buses	CA-2022-104	Federal	5339	7/22/2022	\$202,273	\$234,000
Sonoma	SON170006	Son Co Transit	Sonoma County Transit: Replace 2009 CNG Buses	CA-2022-104	Federal	5339	7/22/2022	\$220,141	\$234,000
Sonoma	SON170006	Son Co Transit	Sonoma County Transit: Replace 2009 CNG Buses	CA-2022-104	Federal	5339	7/22/2022	\$211,735	\$234,000
Sonoma	SON170006	Son Co Transit	Sonoma County Transit: Replace 2009 CNG Buses	CA-2022-104	Federal	5339	7/22/2022	\$229,710	\$234,000
							Total Obligations:	\$553,622,971	